


**MONTHLY REPORT OF DISBURSEMENTS**  
For the month of February 2023


Department : Department of Agriculture (DA)  
Agency/Entity : Fertilizer and Pesticide Authority  
Operating Unit : < not applicable >  
Organization Code (UACS) : 05 005 0002000  
Fund Cluster : 01 Regular Agency Fund


| Particulars   | Current Year Budget |                     |             |             |                      | Prior Year's Budget |                  |             |             |                   | Current Year's Accounts Payable |             |             |             |                   | TOTAL                | SUB-TOTAL            | Trust Liabilities |             |             |             | Grand Total         |                     |               |             |                      | Remarks |    |
|---|---------------------|---------------------|-------------|-------------|----------------------|---------------------|------------------|-------------|-------------|-------------------|---------------------------------|-------------|-------------|-------------|-------------------|----------------------|----------------------|-------------------|-------------|-------------|-------------|---------------------|---------------------|---------------|-------------|----------------------|---------|----|
|   | PS                  | MOOE                | FinEx       | CO          | TOTAL                | PS                  | MOOE             | FinEx       | CO          | Sub-Total         | PS                              | MOOE        | FinEx       | CO          | Sub-Total         |                      |                      | PS                | MOOE        | CO          | TOTAL       | PS                  | MOOE                | FinEx         | CO          | TOTAL                |         |    |
|   | 1                   | 2                   | 3           | 4           | 5                    | 6=(2+3+4+5)         | 7                | 8           | 9           | 10                | 11=(7+8+9+10)                   | 12          | 13          | 14          | 15                |                      |                      | 16=(12+13+14+15)  | 17=(11+16)  | 18=(6+17)   | 19          | 20                  | 21                  | 22=(19+20+21) | 23          | 24                   |         | 25 |
| CASH DISBURSEMENTS  | 7,017,328.28        | 3,380,541.60        | 0.00        | 0.00        | 10,403,867.88        | 17,021.98           | 26,612.56        | 0.00        | 0.00        | 43,834.52         | 0.00                            | 0.00        | 0.00        | 0.00        | 43,834.52         | 10,447,502.40        | 10,447,502.40        | 0.00              | 0.00        | 0.00        | 0.00        | 7,634,348.24        | 3,413,154.16        | 0.00          | 0.00        | 10,447,502.40        |         |    |
| Notice of Cash Allocation (NCA)   | 7,017,328.28        | 3,380,541.60        | 0.00        | 0.00        | 10,403,867.88        | 17,021.98           | 26,612.56        | 0.00        | 0.00        | 43,834.52         | 0.00                            | 0.00        | 0.00        | 0.00        | 43,834.52         | 10,447,502.40        | 10,447,502.40        | 0.00              | 0.00        | 0.00        | 0.00        | 7,634,348.24        | 3,413,154.16        | 0.00          | 0.00        | 10,447,502.40        |         |    |
| MDS Credits Issued  | 0.00                | 0.00                | 0.00        | 0.00        | 0.00                 | 0.00                | 0.00             | 0.00        | 0.00        | 0.00              | 0.00                            | 0.00        | 0.00        | 0.00        | 0.00              | 0.00                 | 0.00                 | 0.00              | 0.00        | 0.00        | 0.00        | 0.00                | 0.00                | 0.00          | 0.00        | 0.00                 | 0.00    |    |
| Advice to Debit Account   | 7,017,328.28        | 3,380,541.60        | 0.00        | 0.00        | 10,403,867.88        | 17,021.98           | 26,612.56        | 0.00        | 0.00        | 43,834.52         | 0.00                            | 0.00        | 0.00        | 0.00        | 43,834.52         | 10,447,502.40        | 10,447,502.40        | 0.00              | 0.00        | 0.00        | 0.00        | 7,634,348.24        | 3,413,154.16        | 0.00          | 0.00        | 10,447,502.40        |         |    |
| Notice of Transfer of Allocations (NTA)   | 0.00                | 0.00                | 0.00        | 0.00        | 0.00                 | 0.00                | 0.00             | 0.00        | 0.00        | 0.00              | 0.00                            | 0.00        | 0.00        | 0.00        | 0.00              | 0.00                 | 0.00                 | 0.00              | 0.00        | 0.00        | 0.00        | 0.00                | 0.00                | 0.00          | 0.00        | 0.00                 | 0.00    |    |
| MDS Credits Issued  | 0.00                | 0.00                | 0.00        | 0.00        | 0.00                 | 0.00                | 0.00             | 0.00        | 0.00        | 0.00              | 0.00                            | 0.00        | 0.00        | 0.00        | 0.00              | 0.00                 | 0.00                 | 0.00              | 0.00        | 0.00        | 0.00        | 0.00                | 0.00                | 0.00          | 0.00        | 0.00                 | 0.00    |    |
| Advice to Debit Account   | 0.00                | 0.00                | 0.00        | 0.00        | 0.00                 | 0.00                | 0.00             | 0.00        | 0.00        | 0.00              | 0.00                            | 0.00        | 0.00        | 0.00        | 0.00              | 0.00                 | 0.00                 | 0.00              | 0.00        | 0.00        | 0.00        | 0.00                | 0.00                | 0.00          | 0.00        | 0.00                 | 0.00    |    |
| Working Fund for FAPs   | 0.00                | 0.00                | 0.00        | 0.00        | 0.00                 | 0.00                | 0.00             | 0.00        | 0.00        | 0.00              | 0.00                            | 0.00        | 0.00        | 0.00        | 0.00              | 0.00                 | 0.00                 | 0.00              | 0.00        | 0.00        | 0.00        | 0.00                | 0.00                | 0.00          | 0.00        | 0.00                 | 0.00    |    |
| Cash Disbursement Calling (CDC)   | 0.00                | 0.00                | 0.00        | 0.00        | 0.00                 | 0.00                | 0.00             | 0.00        | 0.00        | 0.00              | 0.00                            | 0.00        | 0.00        | 0.00        | 0.00              | 0.00                 | 0.00                 | 0.00              | 0.00        | 0.00        | 0.00        | 0.00                | 0.00                | 0.00          | 0.00        | 0.00                 | 0.00    |    |
| <b>TOTAL CASH DISBURSEMENTS</b>   | <b>7,017,328.28</b> | <b>3,380,541.60</b> | <b>0.00</b> | <b>0.00</b> | <b>10,403,867.88</b> | <b>17,021.98</b>    | <b>26,612.56</b> | <b>0.00</b> | <b>0.00</b> | <b>43,834.52</b>  | <b>0.00</b>                     | <b>0.00</b> | <b>0.00</b> | <b>0.00</b> | <b>43,834.52</b>  | <b>10,447,502.40</b> | <b>10,447,502.40</b> | <b>0.00</b>       | <b>0.00</b> | <b>0.00</b> | <b>0.00</b> | <b>7,634,348.24</b> | <b>3,413,154.16</b> | <b>0.00</b>   | <b>0.00</b> | <b>10,447,502.40</b> |         |    |
| NON-CASH DISBURSEMENTS  | 547,637.16          | 1,439.94            | 0.00        | 0.00        | 549,077.10           | 155,078.02          | 72,697.82        | 0.00        | 0.00        | 227,775.84        | 0.00                            | 0.00        | 0.00        | 0.00        | 227,775.84        | 776,852.94           | 776,852.94           | 0.00              | 0.00        | 0.00        | 0.00        | 702,715.18          | 74,137.76           | 0.00          | 0.00        | 776,852.94           |         |    |
| Tax Remittance Advice Issued (TRA)  | 547,637.16          | 1,439.94            | 0.00        | 0.00        | 549,077.10           | 155,078.02          | 72,697.82        | 0.00        | 0.00        | 227,775.84        | 0.00                            | 0.00        | 0.00        | 0.00        | 227,775.84        | 776,852.94           | 776,852.94           | 0.00              | 0.00        | 0.00        | 0.00        | 702,715.18          | 74,137.76           | 0.00          | 0.00        | 776,852.94           |         |    |
| Non-Cash Availment Authority (NCAA)   | 0.00                | 0.00                | 0.00        | 0.00        | 0.00                 | 0.00                | 0.00             | 0.00        | 0.00        | 0.00              | 0.00                            | 0.00        | 0.00        | 0.00        | 0.00              | 0.00                 | 0.00                 | 0.00              | 0.00        | 0.00        | 0.00        | 0.00                | 0.00                | 0.00          | 0.00        | 0.00                 | 0.00    |    |
| Disbursements effected through outright deductions from claims (class security) | 0.00                | 0.00                | 0.00        | 0.00        | 0.00                 | 0.00                | 0.00             | 0.00        | 0.00        | 0.00              | 0.00                            | 0.00        | 0.00        | 0.00        | 0.00              | 0.00                 | 0.00                 | 0.00              | 0.00        | 0.00        | 0.00        | 0.00                | 0.00                | 0.00          | 0.00        | 0.00                 | 0.00    |    |
| Overpayment of expenses (e.g. Personal benefits)                                | 0.00                | 0.00                | 0.00        | 0.00        | 0.00                 | 0.00                | 0.00             | 0.00        | 0.00        | 0.00              | 0.00                            | 0.00        | 0.00        | 0.00        | 0.00              | 0.00                 | 0.00                 | 0.00              | 0.00        | 0.00        | 0.00        | 0.00                | 0.00                | 0.00          | 0.00        | 0.00                 | 0.00    |    |
| Restitution for loss of government property                                     | 0.00                | 0.00                | 0.00        | 0.00        | 0.00                 | 0.00                | 0.00             | 0.00        | 0.00        | 0.00              | 0.00                            | 0.00        | 0.00        | 0.00        | 0.00              | 0.00                 | 0.00                 | 0.00              | 0.00        | 0.00        | 0.00        | 0.00                | 0.00                | 0.00          | 0.00        | 0.00                 | 0.00    |    |
| Liquidated damages and similar claims   | 0.00                | 0.00                | 0.00        | 0.00        | 0.00                 | 0.00                | 0.00             | 0.00        | 0.00        | 0.00              | 0.00                            | 0.00        | 0.00        | 0.00        | 0.00              | 0.00                 | 0.00                 | 0.00              | 0.00        | 0.00        | 0.00        | 0.00                | 0.00                | 0.00          | 0.00        | 0.00                 | 0.00    |    |
| Others (TEF, BTR, Docs Stamp, etc.)   | 0.00                | 0.00                | 0.00        | 0.00        | 0.00                 | 0.00                | 0.00             | 0.00        | 0.00        | 0.00              | 0.00                            | 0.00        | 0.00        | 0.00        | 0.00              | 0.00                 | 0.00                 | 0.00              | 0.00        | 0.00        | 0.00        | 0.00                | 0.00                | 0.00          | 0.00        | 0.00                 | 0.00    |    |
| <b>TOTAL NON-CASH DISBURSEMENTS</b>   | <b>547,637.16</b>   | <b>1,439.94</b>     | <b>0.00</b> | <b>0.00</b> | <b>549,077.10</b>    | <b>155,078.02</b>   | <b>72,697.82</b> | <b>0.00</b> | <b>0.00</b> | <b>227,775.84</b> | <b>0.00</b>                     | <b>0.00</b> | <b>0.00</b> | <b>0.00</b> | <b>227,775.84</b> | <b>776,852.94</b>    | <b>776,852.94</b>    | <b>0.00</b>       | <b>0.00</b> | <b>0.00</b> | <b>0.00</b> | <b>702,715.18</b>   | <b>74,137.76</b>    | <b>0.00</b>   | <b>0.00</b> | <b>776,852.94</b>    |         |    |
| <b>GRAND TOTAL</b>  | <b>7,564,965.44</b> | <b>3,381,981.54</b> | <b>0.00</b> | <b>0.00</b> | <b>10,952,944.98</b> | <b>172,099.98</b>   | <b>99,310.38</b> | <b>0.00</b> | <b>0.00</b> | <b>271,410.36</b> | <b>0.00</b>                     | <b>0.00</b> | <b>0.00</b> | <b>0.00</b> | <b>271,410.36</b> | <b>11,224,355.34</b> | <b>11,224,355.34</b> | <b>0.00</b>       | <b>0.00</b> | <b>0.00</b> | <b>0.00</b> | <b>7,737,063.42</b> | <b>3,487,291.92</b> | <b>0.00</b>   | <b>0.00</b> | <b>11,224,355.34</b> |         |    |

| SUMMARY  | Particulars | (1) | Previous Report | This Month    | As at Date    |
|--|-------------|-----|-----------------|---------------|---------------|
|  |             |     | (2)             | (3)           | (4)           |
| Total Disbursement Authorities Received                        |             |     | 8,578,725.85    | 17,442,849.94 | 27,022,575.79 |
| NCA  |             |     | 8,256,000.00    | 16,665,897.00 | 24,921,997.00 |
| NTA  |             |     | 0.00            | 0.00          | 0.00          |
| Working Fund   |             |     | 1,323,725.85    | 776,852.94    | 2,100,578.79  |
| TRA  |             |     | 0.00            | 0.00          | 0.00          |
| CDC  |             |     | 0.00            | 0.00          | 0.00          |
| NCAA   |             |     | 0.00            | 0.00          | 0.00          |
| Less: Notice of Transfer of Allocations (NTA)* issued          |             |     | 8,578,725.85    | 17,442,849.94 | 27,022,575.79 |
| Total Disbursement Authorities Available                       |             |     | 0.00            | 0.00          | 0.00          |
| Less:  |             |     | 0.00            | 0.00          | 0.00          |
| Lapsed NCA   |             |     | 8,495,816.30    | 11,224,355.34 | 20,719,974.64 |
| Disbursements  |             |     | 0.00            | 0.00          | 0.00          |
| Less: Other Non-Cash Disbursements                             |             |     | 0.00            | 0.00          | 0.00          |
| Disbursements effected through outright deductions from claims |             |     | 0.00            | 0.00          | 0.00          |
| Overpayment of expenses (e.g. personal benefits)               |             |     | 0.00            | 0.00          | 0.00          |
| Restitution for loss of government property                    |             |     | 0.00            | 0.00          | 0.00          |
| Liquidated damages and similar claims                          |             |     | 0.00            | 0.00          | 0.00          |
| Others (e.g. TEF, BTR, Docs Stamp, etc.)                       |             |     | 0.00            | 0.00          | 0.00          |
| Add: Less: Adjustments (e.g. cancelled/voided checks)          |             |     | 84,106.55       | 6,218,494.60  | 6,302,601.15  |
| Balance of Disbursement Authorities as at date                 |             |     | 9,570,725.55    | 17,442,849.94 | 27,022,575.79 |
| Total Disbursements Program                                    |             |     | 8,495,816.30    | 11,224,355.34 | 20,719,974.64 |
| Less: *Actual Disbursements                                    |             |     | 84,106.55       | 6,218,494.60  | 6,302,601.15  |
| (Over)/Under spending  |             |     |                 |               |               |

Notes: \* The use of NTA is discouraged  
Notes: \*\* Amounts should tally with the grand total disbursement (column 27).

Certified Correct:  
  
**SHIEN LYN D. MATIENZA**  
Accountant III  
Date: March 8, 2023

Recommending Approval:  
  
**GINA C. TOMIMBANG**  
Chief, Finance and Administrative Division  
Date: March 8, 2023

Approved By:  
  
**JULIETA B. LANSANGAN**  
Officer In-Charge  
Date: March 8, 2023