



**Fertilizer and Pesticide Authority
(FPA)**
*FPA Trade System
User's Manual*



Table of Contents

Section 1 - Introduction.....	2
System Requirements.....	2
Section 2 - Getting Started.....	3
Online Registration.....	3
Logging in to the FPA Trade system Website.....	8
FPA Trade system Dashboard.....	9
Section 3 - Preparing License Application.....	10
Company Information.....	11
Document Attachments.....	13
Consent to Process and Share Data	14
Section 4 - Monitoring of Status.....	16
Section 5 - Printing of License Certificate.....	24



Section 1 – Introduction

The FPA Trade System stands as an autonomous platform designed to streamline the submission process for License and Accreditation applications, facilitating a seamless review, approval, and issuance of the corresponding Certificate. Additionally, this system offers a streamlined avenue for stakeholders to apply for the issuance of the Certificate of Product Registration, as well as manage the importer's application for an Import Permit/Clearance.

Key features of the FPA Trade System include:

Effortless Application Processing:

Users can efficiently prepare, submit, and print the License and Accreditation Certificate through a user-friendly interface.

Comprehensive Product Registration:

The system incorporates modules dedicated to the application and registration of products, ensuring a thorough and organized approach to this critical aspect.

Seamless Import Permit/Clearance Management:

Stakeholders can easily prepare, submit, and print Import Permit/Clearance applications, simplifying the often complex process associated with importing goods.

Centralized Information Management:

The FPA Trade System provides a centralized hub to manage system information, enhancing accessibility and control over relevant data.

The FPA Trade System empowers stakeholders with a suite of tools to navigate licensing, accreditation, product registration, and import permit processes efficiently. Through its intuitive interface and robust functionalities, the system aims to enhance the overall experience of users involved in these crucial aspects of trade regulation.

System Requirement

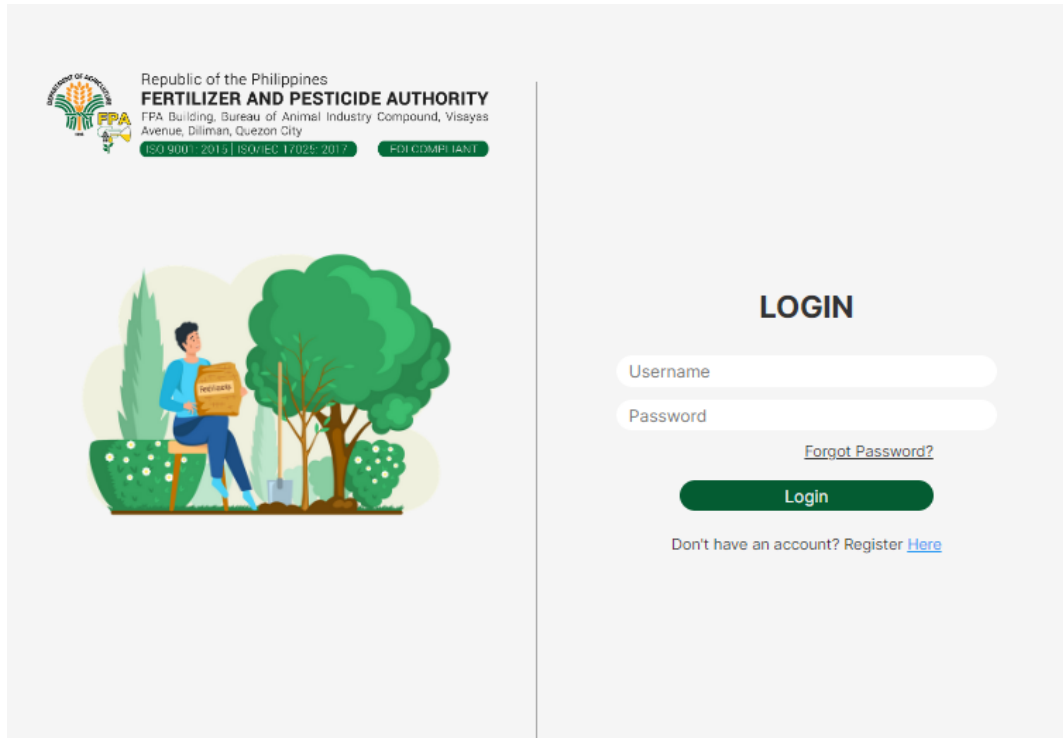
- Computer with stable internet access (1024x768 recommended screen resolution)
- Internet Explorer 5.5 or higher; Mozilla Firefox 2.0 or higher; Google Chrome; Safari
- Flash Player (per browser plug-in)
- Microsoft Excel (Optional for reports)
- Microsoft compatible printer / PDF compatible printer

Section 2 – Getting Started

Online Registration

FPA Trade system account.

- a. To register an account, go to <https://fpa.intercommerce.com.ph/>



Republic of the Philippines
FERTILIZER AND PESTICIDE AUTHORITY
FPA Building, Bureau of Animal Industry Compound, Visayas Avenue, Diliman, Quezon City
ISO 9001:2015 | ISO/IEC 17025:2017 | FDI COMPLIANT

LOGIN

Username

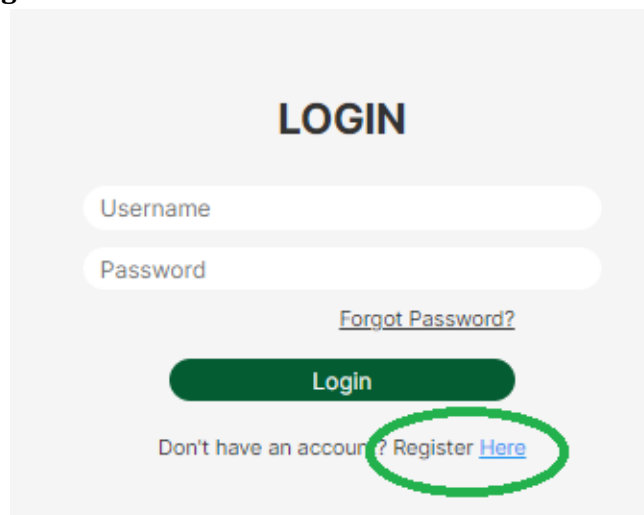
Password

[Forgot Password?](#)

Login

Don't have an account? Register [Here](#)

- b. Select **Register Here**



LOGIN

Username

Password

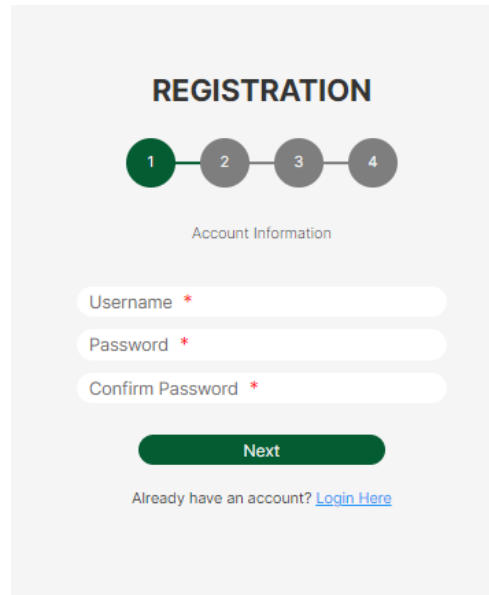
[Forgot Password?](#)

Login

Don't have an account? Register [Here](#)



- c. Input preferred username and password of the account and click the **Next** button.



REGISTRATION

1 2 3 4

Account Information

Username *

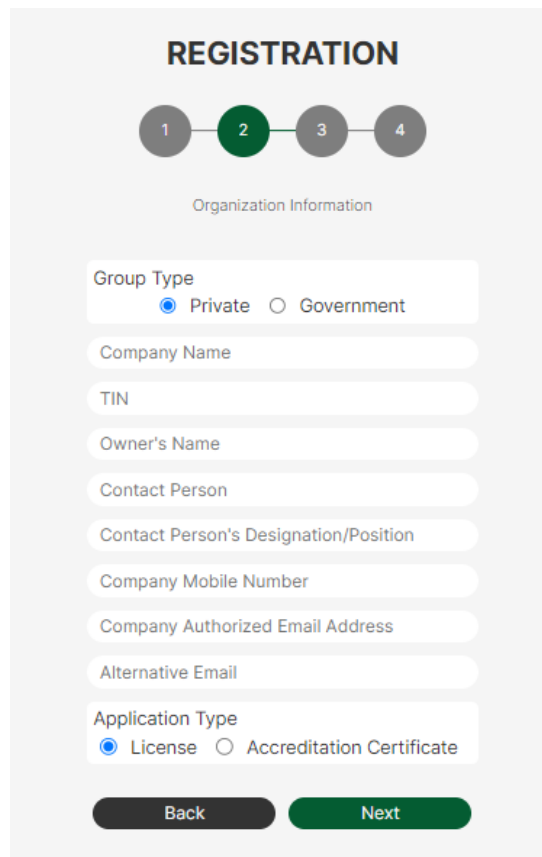
Password *

Confirm Password *

Next

Already have an account? [Login Here](#)

- d. Input the Company Details and click the **Next** button



REGISTRATION

1 2 3 4

Organization Information

Group Type

Private Government

Company Name

TIN

Owner's Name

Contact Person

Contact Person's Designation/Position

Company Mobile Number

Company Authorized Email Address

Alternative Email

Application Type

License Accreditation Certificate

Back Next



- e. Input Company address and click the **Next** button.

The screenshot shows a registration form titled "REGISTRATION" with a progress indicator showing steps 1, 2, 3 (active), and 4. The section is labeled "Company Information". It contains several input fields: "State / Province *", "Municipality *", "Barangay *", "Subdivision / Village *", "Stree Name / Building *", "House No. / Lot No. / Floor Unit *", "Postal or ZIP *", and "Philippines". At the bottom, there are "Back" and "Next" buttons.

- f. Upload of document requirements needed for activation of the account and click **Submit**.

The screenshot shows the "REGISTRATION" form at step 4, labeled "Attachment". It includes instructions: "Please upload PDF (.pdf) files for documents and JPEG (.jpeg or .jpg) or PNG (.png) files for images. Total File size must not be more than 5 MB." Below this, it specifies: "For Companies, attach BIR 2303 and BOC COR. For Individuals, attach BIR TIN and BOC COR." There are five file upload sections: "INS Enrollment Form:", "Information Services Agreement:", "BIR 2303 / BIR TIN ID:", and "BOC COR:", each with a "Choose File" button and "No file chosen" text. At the bottom, there are "Back" and "Submit" buttons.



- g. After submission, a confirmation code will be sent to the company email, and the alternative email address registered. This is to ensure that the registered email addresses are active and existing. Input the confirmation code received and click the **Send** button

REGISTRATION

1 — 2 — 3 — 4

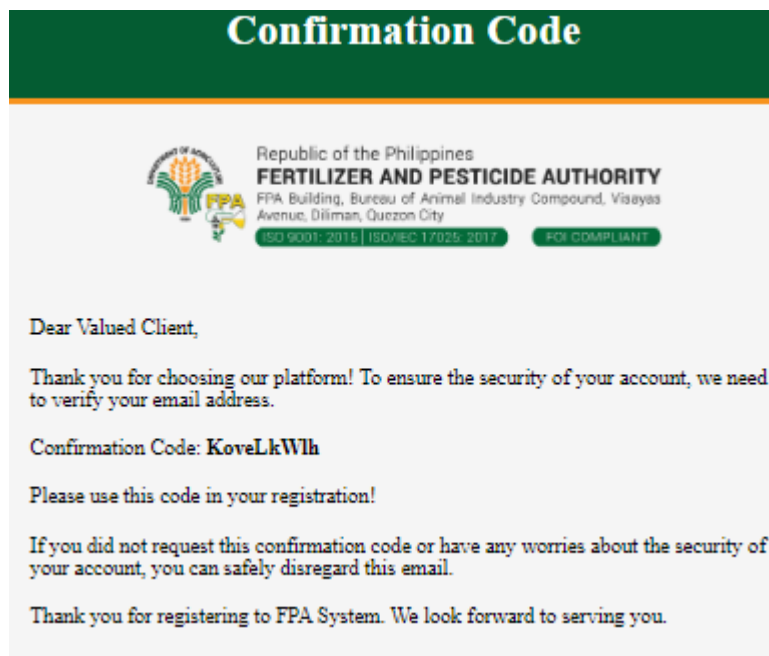
Email Confirmation Code

Please check your email for Confirmation code

Send Again

Confirmation Code

Send





- h. After sending, a system and email notification will be received about the confirmation of the registration.

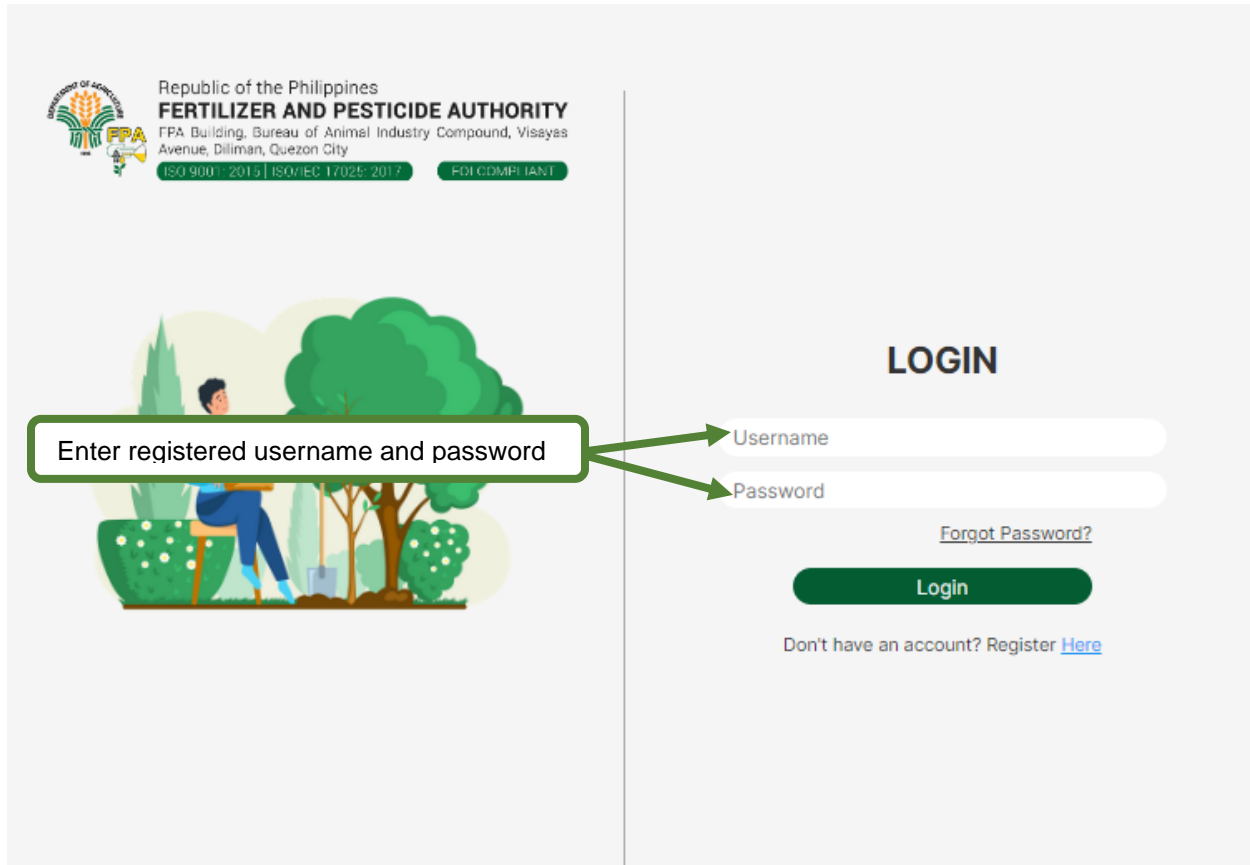


Note: After submission of the registration, client will monitor the registered email addresses of the account if account has been activated or rejected. If the account has been rejected, the client can register again and comply with the reason for rejection.



Logging in to the FPA Trade System Website:

In the address bar, enter <https://fpa.intercommerce.com.ph/>



For security reason, FPA site will be automatically log-off after **ten (10) minutes of inactivity**. Saving your work from time to time is encouraged. To continue working once logged-out, just close the browser and repeat logging procedures.



FPA Trade System Dashboard:

The remaining InterCommerce Cash Advance is reflected in this button.

Select **Profile** to view details of the account. You may also update the details of the account through this button.

.Click "**FEES**" to check the schedule of fees for each type of application and transaction.

Select **Create Application** to create new applications.

Select **Submitted Application** to View submitted applications.

Select **View Application** to View all created applications.

Select **Rejected Application** to View rejected applications.

Select **Approved Application** to View approved applications.

Select **Draft Application** to View draft applications.



Resetting Passwords

To initiate a password reset, log in to your account and access the User profile. Enter both the current and new passwords, then click the "Save changes" button. A confirmation email will be sent to the registered email addresses if the password has been successfully changed

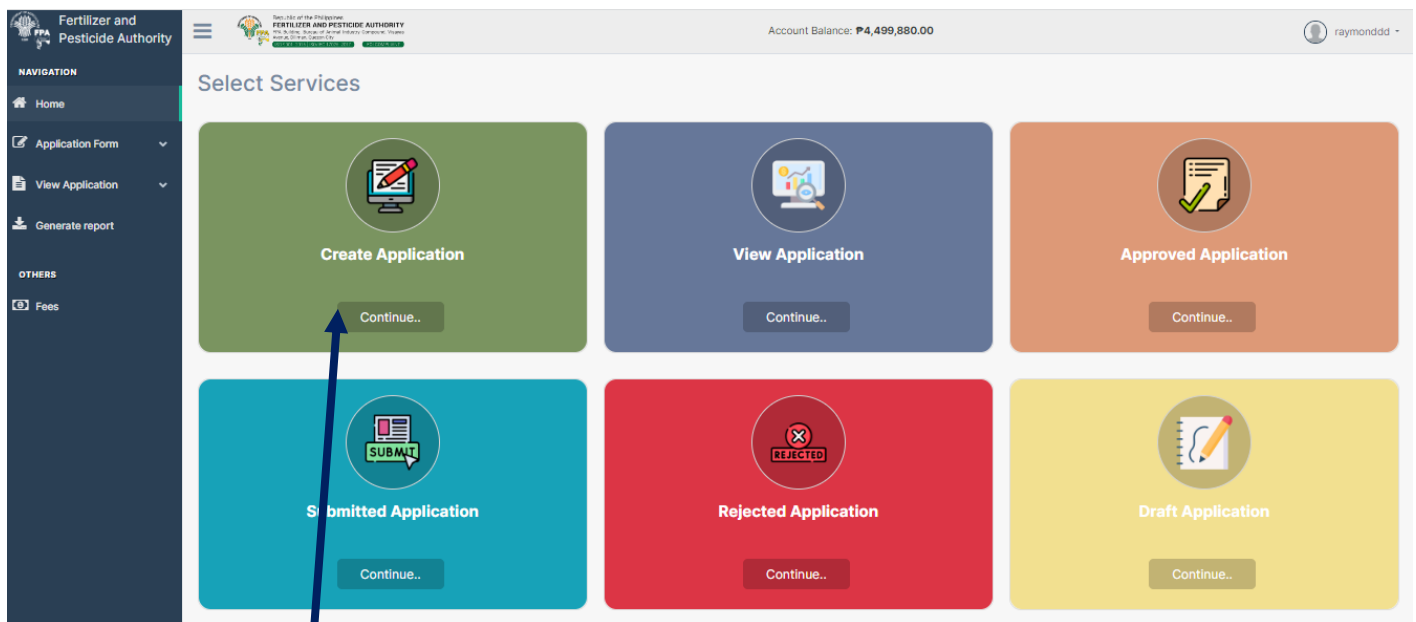
Password Security

In order to protect the account owner from unauthorized use, proper precautions should be followed when accessing your account especially from publicly used computers (ie. internet cafes, offices and shared computers). Unauthorized use of your account might put your license at risk!

- **Memorize your Password.** Do not write it anywhere.
- If you need to share your account with another person, update password immediately afterwards.
- Always select **NO** when being asked by Windows about saving password options.

Section 3 - Preparing License Application

In the FPA dashboard, select **Create Application**.



Click Create Application



Step 1 Company Information: Fill up the necessary Information then click the Next button

You may choose which of the below Business Types you will apply for the License Certificate.

**Manufacturer
Exporter
Importer End-User
Indentor
Processor
Bulk Handler**

**National Distributor
Importer
Institutional User
Formulator
Bulk Blender
Repacker**

FERTILIZER AND PESTICIDE AUTHORITY
The 20th Street, Pasig City, Metro Manila, Philippines

Account Balance: ₱4,499,880.00

raymond1111

1. Information

2. Attachments

3. Consent to Process and Share Data

Contact Details

Business type : *

Product Application status :

Type of Application : *

Contact Person : *

Position/Designation : *

Email Address : * Mobile no. : *

Company Information

Company Name : *

Province : * City/Municipality : *

District : Barangay : *

House/Block/Lot No : * Street : *

Subdivision/Village :

Type of Ownership : *

TIN No. : * Telephone No. :

Company Email : *



These are the conditions of this page:

1. You CAN'T apply if there is an already existing application, however, if the said application has been tagged as Rejected then you may apply for new/renewal.
2. You cannot print the certificate unless it is "Approved"
3. If it's rejected you can re-apply by "create from existing application (copying the Rejected information) in a new form

New – If you are a new Client

The screenshot shows the '1. Information' tab of the FPA application form. The 'Type of Application' section has three buttons: '+ New application', 'Renewal', and 'Amendment'. The '+ New application' button is circled in green. Below this, there are input fields for 'Contact Person' (Yver Corpuz) and 'Position/Designation' (Manager).

Renewal – If you are applying for a renewal then indicate the License Number and FPA Control Number previously issued by FPA.

The screenshot shows the '1. Information' tab of the FPA application form. The 'Type of Application' section has three buttons: '+ New application', 'Renewal', and 'Amendment'. The 'Renewal' button is circled in green. Below this, there are two input fields: 'License No.' and 'FPA Control no.', both of which are highlighted with green boxes. Below these fields, there is an input field for 'Contact Person' (Yver Corpuz).



Amendment – If the application is still valid and there is an amendment in the details. Indicate the License Number and FPA Control Number.

Republic of the Philippines
FERTILIZER AND PESTICIDE AUTHORITY
FPA License, a form of Agricultural License, issued by the Fertilizer and Pesticide Authority

Account Balance: ₱4,499,880.00

raymond

1. Information | 2. Attachments | 3. Consent to Process and Share Data

Contact Details

Business type : *

Product Application status : *

Type of Application : *

License No. : *

FPA Control no. : *

Contact Person : *

Step 2 Document Attachments: Attach the necessary documents then click *Next* button.

Republic of the Philippines
FERTILIZER AND PESTICIDE AUTHORITY
FPA License, a form of Agricultural License, issued by the Fertilizer and Pesticide Authority

Account Balance: ₱4,499,880.00

raymond

1. Information | **2. Attachments** | 3. Consent to Process and Share Data

Required files for New application License

Note: Only PDF & .jpeg / .jpg / .png are only allowed to upload.

For : Corporation/Partnership – copy of Security & Exchange Commission (SEC) registration and Articles of Incorporation Cooperative – copy of Cooperative Development Authority (CDA) Registration Single Proprietorship – copy of certificate of business name registration with Department of Trade & Industry (DTI)	<input type="text" value="Choose file"/> <input type="button" value="Browse"/>
Notarized copy of Certificate of Capitalization/Paid-up Capital	<input type="text" value="Choose file"/> <input type="button" value="Browse"/>
Photocopy of Distributorship Agreement/Certificate from Mother Company	<input type="text" value="Choose file"/> <input type="button" value="Browse"/>
Recommendation from FPA Regional/Provincial Officer on the area of coverage	<input type="text" value="Choose file"/> <input type="button" value="Browse"/>
Risk Appraisal Checklist for Warehouse/Store (Annex 4.1)	<input type="text" value="Choose file"/> <input type="button" value="Browse"/>
Registration of Fertilizer Warehouse	<input type="text" value="Choose file"/> <input type="button" value="Browse"/>



LIST OF DOCUMENTARY REQUIREMENTS

For NEW applications:

	Importer/ Importer End-User	Institutional User	National Distributor	Area Distributor	Bulk Handler	Exporter	Indentor	Repacker	Manufacturer/ Processor/ Formulator/ Bulk Blender	Dealer	Dealer-Repacker	Mango Contractor
1. Duly accomplished and notarized application form with documentary stamp	✓	✓	✓	✓	✓	✓	✓	✓	✓	✓	✓	✓
2. For: Corporation/Partnership – copy of Security & Exchange Commission (SEC) registration and Articles of Incorporation Cooperative – copy of Cooperative Development Authority (CDA) Registration Single Proprietorship – copy of certificate of business name registration with Department of Trade & Industry (DTI)	✓	✓	✓	✓	✓	✓	✓	✓	✓	✓	✓	×
3. Notarized copy of Certificate of Capitalization/Paid-up Capital	✓	✓	✓	✓	✓	✓	✓	✓	✓	×	×	×
4. Photocopy of Distributorship Agreement/Certificate from Mother Company	✓	×	✓	✓	×	×	×	✓	×	×	×	×
5. Inspection Report of the Plant/Repacking Site by the FPA officers (Annex 2.7/2.8)	×	×	×	×	✓	×	×	✓	✓	×	×	×
6. Recommendation from FPA Regional/Provincial Officer on the area of coverage	✓	✓	✓	✓	✓	✓	×	✓	✓	✓	✓	×
7. Risk Appraisal Checklist for Warehouse/Store (Annex 4.1)	✓	✓	✓	✓	×	✓	×	✓	✓	×	×	×
8. Registration of Fertilizer Warehouse	✓	✓	✓	✓	×	✓	×	✓	✓	×	×	×
9. Photocopy of Mining Permit from DENR (if applicable)	×	×	×	×	×	×	×	×	✓	×	×	×
10. Environmental Compliance Certificate (ECC) or Certificate of Non-Coverage (CNC)	×	✓	×	×	×	×	×	×	✓	×	×	×
11. List of Bulk Handling equipment	×	×	×	×	✓	×	×	×	×	×	×	×
12. Photocopy of Contract with Manufacturer/Supplier	×	×	×	×	×	×	✓	×	×	×	×	×



13. Photocopy of Accredited Safety Dispenser (ASD) ID	×	×	×	×	×	×	×	×	×	×	✓	×	×
14. Certificate of Attendance in Mango Contractor Training	×	×	×	×	×	×	×	×	×	×	×	×	✓
15. Mayor's / Business Permit	✓	✓	✓	✓	✓	✓	✓	✓	✓	✓	✓	✓	✓
16. Company Profile, including officers, and office.	✓	✓	✓	✓	✓	✓	✓	✓	✓	✓	✓	✓	✓
17. Establishment location map with geotagged photos	✓	✓	✓	✓	✓	✓	✓	✓	✓	✓	✓	✓	✓
18. Special Power of Attorney (DTI) / Board Resolution (SEC & CDA) / Secretary's Certificate (SEC & CDA) and Company Identification Card - for applicants represented by their authorized representative	✓	✓	✓	✓	✓	✓	✓	✓	✓	✓	✓	✓	✓
19. BOC Certificate of Registration	✓	×	×	×	×	✓	×	×	×	×	×	×	×
20. Filing Fee	✓	✓	✓	✓	✓	✓	✓	✓	✓	×	×	×	×
21. License Fee	✓	✓	✓	✓	✓	✓	✓	✓	✓	✓	✓	✓	✓
PRODUCT REGISTRATION	✓	✓	✓	×	×	✓	×	✓	✓	×	×	×	×
VALIDITY OF LICENSE (Year)	1	1	1	1	1	1	1	1	1	1	3	3	1

For RENEWAL Applications:

	Importer/ Importer End-User	Institutional User	National	Area Distributor	Bulk Handler	Exporter	Indentor	Repacker	Manufacturer/ Processor/ Formulator / Bulk Blender	Dealer	Dealer-Repacker	Mango Contractor
1. Duly accomplished and notarized application form with documentary stamp	✓	✓	✓	✓	✓	✓	✓	✓	✓	✓	✓	✓
2. Photocopy of Audited Financial Statements/ Income Tax Return for the previous year	✓	✓	✓	✓	✓	✓	✓	✓	✓	×	×	×
3. Monthly Production and Sales Report for the previous year	×	×	×	×	✓	×	×	✓	✓	×	×	×
4. Inspection Report of the Plant/Repacking Site by the FPA officers (Annex 2.7/2.8)	×	×	×	×	✓	×	×	✓	✓	×	×	×
5. Recommendation from FPA Regional/Provincial Officer on the area of coverage	✓	✓	✓	✓	✓	✓	×	✓	✓	✓	✓	×



6. Risk Appraisal Checklist for Warehouse/Store (Annex 4.1)	✓	✓	✓	✓	×	✓	×	✓	✓	×	×	×
7. Registration of Fertilizer Warehouse	✓	✓	✓	✓	×	✓	×	✓	✓	×	×	×
8. Photocopy of Accredited Safety Dispenser (ASD) ID	×	×	×	×	×	×	×	×	×	✓	×	×
9. Certificate of Attendance in Mango Contractor Training	×	×	×	×	×	×	×	×	×	×	×	✓
10. License Fee	✓	✓	✓	✓	✓	✓	✓	✓	✓	✓	✓	✓
11. Mayor's / Business Permit	✓	✓	✓	✓	✓	✓	✓	✓	✓	✓	✓	✓
12. Company Profile, including officers, and office.	✓	✓	✓	✓	✓	✓	✓	✓	✓	✓	✓	✓
13. Establishment location map with geotagged photos	✓	✓	✓	✓	✓	✓	✓	✓	✓	✓	✓	✓
14. Special Power of Attorney (DTI) / Board Resolution (SEC & CDA) / Secretary's Certificate (SEC & CDA) and Company Identification Card - for applicants represented by their authorized representative	✓	✓	✓	✓	✓	✓	✓	✓	✓	✓	✓	✓
15. BOC Certificate of Registration	✓	×	×	×	×	✓	×	×	×	×	×	×
PRODUCT REGISTRATION	✓	✓	✓	×	×	✓	×	✓	✓	×	×	×
VALIDITY OF LICENSE (Year)	1	1	1	1	1	1	1	1	1	3	3	1

For AMENDMENT:

1. Original LTO / Warehouse Certificate
2. Letter Request
3. Legal Proof – Business Permit, SEC Board Resolution
4. ECC/CNC for the New Address – for Manufacturer / Processor / Bulk Blender onl



Step 3 Consent to Process and Share Data: Click the *I agree* button and click Finish.

Step 4 Checking the status once the application has been submitted – the status of your application should be “Submitted”. It means that the application is with the FPA Officers for review.

You can click the view button to check the details of you application.

Company Name	Application No.	Application Type	Business Type	Status	Date Submitted	Date Expiration	Action
Raymond Corp	FPA2023EJL44	New	Importer	Submitted	November 22, 2023		View



Section 4: Monitoring of Status:

Every status of your application has an email notification. You can monitor the status of your application through email or through your account

Status 1: Submitted - if the application is sent for processing

The screenshot shows the FPA application dashboard with the following data:

Company Name	Application No.	Application Type	Business Type	Status	Date Submitted	Date Expiration	Action
Raymond Corp	FPA2023EJL44	New	Importer	Submitted	November 22, 2023		View

Status 2: Pending payment- if the application has been reviewed by FPA Processor and Order of Payment has been sent to the email registered.

The screenshot shows the FPA application dashboard with the following data:

Company Name	Application No.	Application Type	Business Type	Status	Date Submitted	Date Expiration	Action
Raymond Corp	FPA2023EJL44	New	Importer	Pending payment	November 22, 2023		View, Upload Receipt



You will also receive an email notification for the payment instruction for your application

Payment Notification

Hello Raymond Laza,

We would like to inform you that your application with the reference number FPA2023EJL44 is ready for payment. Below, you will find the necessary details:

Company Name:	Raymond Corp
Application Number:	FPA2023EJL44
Application Type:	New
Business Type:	Importer
Transaction Type:	License
Previous Expiration Date:	
TIN No.:	091287346589
Amount:	Php 2000

To complete the payment process, kindly proceed to the FPA cashier's office.

Once the payment has been successfully made, we kindly request that you upload the official receipt as confirmation from the cashier's office. Your prompt attention to this matter is greatly appreciated.

If you have any questions or need assistance, feel free to contact our customer support.

Thank you for choosing our services.

Fertilizer and Pesticide Authority Helpdesk Support

Status 4: Processing - if the proof of payment has been uploaded and the application, the Cashier will validate the payment and forward the application to the Reviewer.

Republic of the Philippines
FERTILIZER AND PESTICIDE AUTHORITY
 FPA Building, 8300s of Arroyo Avenue, Comstock Village
 Alabang, Muntinlupa City 1580

Account Balance: **₱4,499,820.00**

raymonddd ▾

1
Approved
Approved License Application.

0
Submitted
Submitted License Application

0
Rejected
Rejected License Application

0
Drafts
Drafts License Application

View License Application

Show 10 entries Search:

Company Name	Application No.	Application Type	Business Type	Status	Date Submitted	Date Expiration	Action
Raymond Corp	FPA2023EJL44	New	Importer	Processing	November 22, 2023		View



Status 5: For Review - if the proof of payment has been confirmed by the Cashier and has been endorsed to Senior Agriculturist for further review

The screenshot shows the FPA web portal interface. At the top, the account balance is ₱4,499,820.00. The main dashboard displays four status categories: **1 Approved** (Approved License Application), **0 Submitted** (Submitted License Application), **0 Rejected** (Rejected License Application), and **0 Drafts** (Drafts License Application). Below this, the 'View License Application' section shows a table with one entry:

Company Name	Application No.	Application Type	Business Type	Status	Date Submitted	Date Expiration	Action
Raymond Corp	FPA2023EJL44	New	Importer	For review	November 22, 2023		View

An email notification will be received indicating that payment has been approved and has been endorsed for further review.



Status 6: For Review - if the application has been reviewed by Senior Agriculturist and endorsed to Deputy Officer for further review.

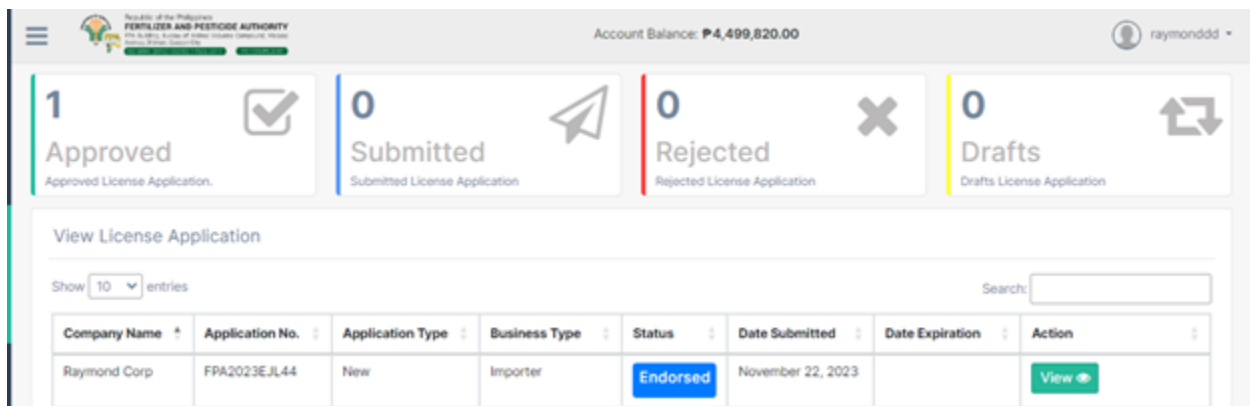
This screenshot is identical to the one above, showing the FPA web portal with the 'For review' status for application FPA2023EJL44. The 'Approved' count remains at 1, and the 'Submitted' count is 0.



An email notification will be received indicating that the application has been reviewed and endorsed for further review.



Status 7: Endorsed- if the application has been endorsed by the Deputy Officer to the Executive Director for approval.



An email notification will be received indicating that the application has been endorsed for approval.



Status 8: Approved - Once the FPA Executive Director has conducted the final review and approval of the application.

The screenshot shows a user dashboard for the Fertilizer and Pesticide Authority. At the top, the account balance is P4,499,820.00 and the user is logged in as 'raymond'. The dashboard features four summary cards: 'Approved' (2), 'Submitted' (0), 'Rejected' (0), and 'Drafts' (0). Below these is a 'View License Application' section with a search bar and a table of applications.

Company Name	Application No.	Application Type	Business Type	Status	Date Submitted	Date Expiration	Action
Raymond Corp	FPA2023EJL44	New	Importer	Approved	November 22, 2023	November 22, 2024	View Printout

An email notification will be received indicating that the application has been Approved.

The email notification has a green header with the text 'Application Approved'. Below the header is the FPA logo and contact information for the Republic of the Philippines Fertilizer and Pesticide Authority. The main body of the email reads:

Dear Valued Clients,

The application number FPA2023EJL44 has been approved. You may now login to your account and print the approved License Certificate

Thank you,
Fertilizer and Pesticide Authority



Status 9: Pending (For Compliance) – if the FPA officers request to comply with additional information or documents in your application.

Republic of the Philippines
FERTILIZER AND PESTICIDE AUTHORITY
FPA Building, Bureau of Animal Industry Compound, Visayas Avenue, Diliman, Quezon City

Account Balance: ₱4,499,760.00

raymond

2

Approved

Approved License Application.

0

Submitted

Submitted License Application

0

Rejected

Rejected License Application

0

Drafts

Drafts License Application

View License Application

Show 10 entries

Company Name	Application No.	Application Type	Business Type	Status	Date Submitted	Date Expiration	Action
Raymond Corp	FPA2023EGR45	New	Indentor	Pending (For compliance)	November 22, 2023		Comply

An email notification will be received indicating the information or document to be complied.

Application For Compliance

Republic of the Philippines
FERTILIZER AND PESTICIDE AUTHORITY
FPA Building, Bureau of Animal Industry Compound, Visayas Avenue, Diliman, Quezon City

Dear Valued Clients,

The application number FPA2023EGR45 has been tagged as For compliance due to Please upload correct Photocopy of Contract with Manufacturer/Supplier. You may now login to your account and comply the needed data to re-process your application

Thank you,
Fertilizer and Pesticide Authority

Status 10: Complied – if the compliance request has been submitted.

Republic of the Philippines
FERTILIZER AND PESTICIDE AUTHORITY
FPA Building, Bureau of Animal Industry Compound, Visayas Avenue, Diliman, Quezon City

Account Balance: ₱4,499,760.00

raymond

2

Approved

Approved License Application.

0

Submitted

Submitted License Application

0

Rejected

Rejected License Application

0

Drafts

Drafts License Application

View License Application

Show 10 entries

Company Name	Application No.	Application Type	Business Type	Status	Date Submitted	Date Expiration	Action
Raymond Corp	FPA2023EGR45	New	Indentor	Complied	November 22, 2023		View



Status 11: Rejected – If your application does not comply with the procedure set by FPA.

Account Balance: ₱45,225.00 ronaaggg

0 Approved (Approved License Application) 0 Submitted (Submitted License Application) 1 Rejected (Rejected License Application) 0 Drafts (Drafts License Application)

View License Application


Show 10 entries Search:

Company Name	Application No.	Application Type	Business Type	Reason for Rejection	Status	Date Submitted	Date Expiration	Action
RGP Corporation	FPA2023EJM2	New	National Distributor	Incorrect uploaded Registration of Fertilizer Warehouse	Rejected	December 5, 2023		View Create from existing

Showing 1 to 1 of 1 entries Previous 1 Next

An email notification will be received indicating the reason for rejection.

Application Rejected



Republic of the Philippines
FERTILIZER AND PESTICIDE AUTHORITY
FPA Building, Bureau of Animal Industry Compound, Visayas Avenue, Diliman, Quezon City
ISO 9001:2015 | ISO/IEC 17025:2017 | FCI COMPLIANT

Dear Valued Clients,

The application number FPA2023EJM2 has been rejected due to Incorrect uploaded Registration of Fertilizer Warehouse. You may now login to your account and create a new application

Thank you,
Fertilizer and Pesticide Authority



Section 5: Printing of the Certificate

Click the Print Button to view and Print the License Certificate.

Republic of the Philippines
FERTILIZER AND PESTICIDE AUTHORITY
1786 Bldg., 2/F, Office of the Director General, Manila
Agriculture Department, Quezon City

Account Balance: ₱4,499,760.00 raymonddd

2

Approved

Approved License Application.

0

Submitted

Submitted License Application

0

Rejected

Rejected License Application

0

Drafts

Drafts License Application

View License Application

Show entries Search:

Company Name	Application No.	Application Type	Business Type	Status	Date Submitted	Date Expiration	Action
Raymond Corp	FPA2023EJL44	New	Importer	Approved	November 22, 2023	November 22, 2024	View Printout

REPUBLIC OF THE PHILIPPINES
DEPARTMENT OF AGRICULTURE

Fertilizer and Pesticide Authority
License

ISSUED BY VIRTUE OF PRESIDENTIAL DECREE NO. 1144

LICENSE NO.	LTO12345
FPA CONTROL NO.	FPA12345
DATE OF ISSUE:	11/22/2023
Nature of Application	NEW

U601, The Pearl Bank Centre, Salcedo Village, Bel-Air, District II, City of Makati, NCR

This is certify that Raymond Corp *of* _____
is licensed to operate as IMPORTER
of FERTILIZERS
with all the rights, privileges, and responsibilities thereto appertaining.

This license is issued in accordance with the provisions of Presidential Decree No. 1144, and shall expire on the 22nd *day of* NOVEMBER *year* 2024 *unless sooner cancelled, revoked or suspended.*

Paid under O.R. Number: REF6ESD9F9B9E
 Dated: 2023-11-22 11:32:19
 Amount Paid: Ptp 2,000.00

(DISPLAY PROMINENTLY)

JULIETA B. LANSANGAN
 Executive Director III