

MONTHLY REPORT OF DISBURSEMENTS
For the month of July 2025


Department : Department of Agriculture (DA)
 Agency/Entity : Fertilizer and Pesticide Authority
 Operating Unit : < not applicable >
 Organization Code (UACS) : 05 005 000000
 Fund Cluster : 01 - Regular Agency Fund
 (e.g. UACS Fund Cluster: 01-Regular Agency Fund, 02-Foreign Assisted Projects Fund, 03-Special Account-Locally Funded/Domestic Grants Fund, etc.)


Particulars	Current Year Budget					Prior Year's Budget					Current Year's Accounts Payable					Trust Liabilities					Grand Total						
	PS	MOOE	FinEx	CO	TOTAL	PS	MOOE	FinEx	CO	Sub-Total	PS	MOOE	FinEx	CO	Sub-Total	TOTAL	SUB-TOTAL	PS	MOOE	CO	TOTAL	PS	MOOE	FinEx	CO		
1	2	3	4	5	6=(2+3+4+5)	7	8	9	10	11=(7+8+9+10)	12	13	14	15	16=	17=(11+16)	18=(6+17)	19	20	21	22=(19+20+21)	23	24	25	26	27=	
CASH DISBURSEMENTS	8,380,253.97	5,526,896.18	0.00	0.00	13,906,950.15	0.00	0.00	0.00	0.00	0.00	0.00	1,729,652.86	0.00	0.00	1,729,652.86	1,729,652.86	15,636,603.01	0.00	0.00	0.00	0.00	8,380,253.97	7,256,349.04	0.00	0.00	0.00	
Notice of Cash Allocation (NCA)	8,380,253.97	5,526,896.18	0.00	0.00	13,906,950.15	0.00	0.00	0.00	0.00	0.00	0.00	1,729,652.86	0.00	0.00	1,729,652.86	1,729,652.86	15,636,603.01	0.00	0.00	0.00	0.00	8,380,253.97	7,256,349.04	0.00	0.00	0.00	
MDS Checks Issued	8,380,253.97	5,526,896.18	0.00	0.00	13,906,950.15	0.00	0.00	0.00	0.00	0.00	0.00	1,729,652.86	0.00	0.00	1,729,652.86	1,729,652.86	15,636,603.01	0.00	0.00	0.00	0.00	8,380,253.97	7,256,349.04	0.00	0.00	0.00	
Advice to Debit Account	0.00	0.00	0.00	0.00	0.00	0.00	0.00	0.00	0.00	0.00	0.00	0.00	0.00	0.00	0.00	0.00	0.00	0.00	0.00	0.00	0.00	0.00	0.00	0.00	0.00	0.00	0.00
Notice of Transfer Allocations (NTA)	0.00	0.00	0.00	0.00	0.00	0.00	0.00	0.00	0.00	0.00	0.00	0.00	0.00	0.00	0.00	0.00	0.00	0.00	0.00	0.00	0.00	0.00	0.00	0.00	0.00	0.00	0.00
MDS Checks Issued	0.00	0.00	0.00	0.00	0.00	0.00	0.00	0.00	0.00	0.00	0.00	0.00	0.00	0.00	0.00	0.00	0.00	0.00	0.00	0.00	0.00	0.00	0.00	0.00	0.00	0.00	0.00
Advice to Debit Account	0.00	0.00	0.00	0.00	0.00	0.00	0.00	0.00	0.00	0.00	0.00	0.00	0.00	0.00	0.00	0.00	0.00	0.00	0.00	0.00	0.00	0.00	0.00	0.00	0.00	0.00	0.00
Working Fund for FAPs	0.00	0.00	0.00	0.00	0.00	0.00	0.00	0.00	0.00	0.00	0.00	0.00	0.00	0.00	0.00	0.00	0.00	0.00	0.00	0.00	0.00	0.00	0.00	0.00	0.00	0.00	0.00
Cash Disbursement Ceiling (CDC)	0.00	0.00	0.00	0.00	0.00	0.00	0.00	0.00	0.00	0.00	0.00	0.00	0.00	0.00	0.00	0.00	0.00	0.00	0.00	0.00	0.00	0.00	0.00	0.00	0.00	0.00	0.00
TOTAL CASH DISBURSEMENTS	8,380,253.97	5,526,896.18	0.00	0.00	13,906,950.15	0.00	0.00	0.00	0.00	0.00	0.00	1,729,652.86	0.00	0.00	1,729,652.86	1,729,652.86	15,636,603.01	0.00	0.00	0.00	0.00	8,380,253.97	7,256,349.04	0.00	0.00	0.00	
NON-CASH DISBURSEMENTS	875,328.33	309,213.48	0.00	535,404.51	1,719,946.32	0.00	7,302.22	0.00	0.00	7,302.22	0.00	159,401.71	0.00	0.00	159,401.71	166,703.93	1,886,650.25	0.00	0.00	0.00	0.00	875,328.33	475,917.41	0.00	535,404.51	0.00	
Tax Remittance Advices Issued (TRA)	875,328.33	309,213.48	0.00	535,404.51	1,719,946.32	0.00	7,302.22	0.00	0.00	7,302.22	0.00	159,401.71	0.00	0.00	159,401.71	166,703.93	1,886,650.25	0.00	0.00	0.00	0.00	875,328.33	475,917.41	0.00	535,404.51	0.00	
Non-Cash Availment Authority (NCAA)	0.00	0.00	0.00	0.00	0.00	0.00	0.00	0.00	0.00	0.00	0.00	0.00	0.00	0.00	0.00	0.00	0.00	0.00	0.00	0.00	0.00	0.00	0.00	0.00	0.00	0.00	0.00
Disbursements effected through outright deductions from claims (please specify...)	0.00	0.00	0.00	0.00	0.00	0.00	0.00	0.00	0.00	0.00	0.00	0.00	0.00	0.00	0.00	0.00	0.00	0.00	0.00	0.00	0.00	0.00	0.00	0.00	0.00	0.00	0.00
Overpayment of expenses (e.g. personnel benefits)	0.00	0.00	0.00	0.00	0.00	0.00	0.00	0.00	0.00	0.00	0.00	0.00	0.00	0.00	0.00	0.00	0.00	0.00	0.00	0.00	0.00	0.00	0.00	0.00	0.00	0.00	0.00
Restitution for loss of government property	0.00	0.00	0.00	0.00	0.00	0.00	0.00	0.00	0.00	0.00	0.00	0.00	0.00	0.00	0.00	0.00	0.00	0.00	0.00	0.00	0.00	0.00	0.00	0.00	0.00	0.00	0.00
Liquidated damages and similar claims	0.00	0.00	0.00	0.00	0.00	0.00	0.00	0.00	0.00	0.00	0.00	0.00	0.00	0.00	0.00	0.00	0.00	0.00	0.00	0.00	0.00	0.00	0.00	0.00	0.00	0.00	0.00
Others (TEF, BTI, Documentary Stamp Tax, etc.)	0.00	0.00	0.00	0.00	0.00	0.00	0.00	0.00	0.00	0.00	0.00	0.00	0.00	0.00	0.00	0.00	0.00	0.00	0.00	0.00	0.00	0.00	0.00	0.00	0.00	0.00	0.00
TOTAL NON-CASH DISBURSEMENTS	875,328.33	309,213.48	0.00	535,404.51	1,719,946.32	0.00	7,302.22	0.00	0.00	7,302.22	0.00	159,401.71	0.00	0.00	159,401.71	166,703.93	1,886,650.25	0.00	0.00	0.00	0.00	875,328.33	475,917.41	0.00	535,404.51	0.00	
GRAND TOTAL	9,255,582.30	5,835,909.66	0.00	535,404.51	15,626,896.47	0.00	7,302.22	0.00	0.00	7,302.22	0.00	1,889,054.57	0.00	0.00	1,889,054.57	1,896,356.79	17,523,253.26	0.00	0.00	0.00	0.00	9,255,582.30	7,732,266.45	0.00	535,404.51	0.00	

SUMMARY

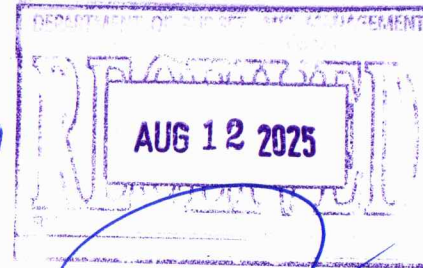
Particulars (1)	Previous Report (2)	This Month (3)	As at Date (4)
Total Disbursement Authorities Received	150,113,965.39	22,620,786.25	172,734,351.64
NCA	145,620,673.00	20,734,136.00	166,354,809.00
NTA	0.00	0.00	0.00
Working Fund	0.00	0.00	0.00
TRA	4,492,892.39	1,886,650.25	6,379,542.64
CDC	0.00	0.00	0.00
NGAA	0.00	0.00	0.00
Less: Notice of Transfer of Allocations (NTA)* Issued	0.00	0.00	0.00
Total Disbursement Authorities Available	150,113,965.39	22,620,786.25	172,734,351.64
Less:	0.00	0.00	0.00
Lapsed NCA	76.21	0.00	76.21
Disbursements	147,443,897.87	15,636,603.01	163,080,500.88
Less: Other Non-Cash Disbursements	0.00	0.00	0.00
Disbursements effected through outright deductions from claims	0.00	0.00	0.00
Overpayment of expenses (e.g. personnel benefits)	0.00	0.00	0.00
Restitution for loss of government property	0.00	0.00	0.00
Liquidated damages and similar claims	0.00	0.00	0.00
Others (e.g. TEF, BTI, Docs Stamp, etc.)	0.00	0.00	0.00
Add/Less: Adjustments (e.g. cancelled/staled checks)	0.00	0.00	0.00
Balance of Disbursement Authorities as at date	2,669,591.31	6,984,183.24	9,653,774.55
Total Disbursements Program	150,115,050.56	22,620,786.25	172,735,836.81
Less: *Actual Disbursements	150,115,050.61	17,523,253.26	167,638,303.87
(Over)/Under spending	(0.05)	5,097,532.99	5,097,532.94

Notes: * The use of NTA is discouraged
 Notes: ** Amounts should tally with the grand total disbursement (column 27).

Certified Correct:

 SIBENA L. ATIENZA
 Date: August 10, 2025


Recommending Approval:

 GINA C. TOMBANG
 Date: August 10, 2025

Government Accountancy Office
 Office of the Director
RECEIVED
 Office of the Director *Pricky*
 Date: 12 AUG 2025
1:50 PM



JAN MICHAEL CARPIO
 AS-Central Records Division
 Dept. of Budget & Management

DEPARTMENT OF AGRICULTURE
 Fertilizer and Pesticide Authority
 RECEIVED
 Date and Time: *July*
08 AUG 2025

Approved By:

 GLENN D. ESTRADA
 Date: August 10, 2025

