


QUARTERLY PHYSICAL REPORT OF OPERATION
As of September 30, 2025


Department : Department of Agriculture (DA)
 Agency/Entity : Fertilizer and Pesticide Authority
 Operating Unit : < not applicable >
 Organization Code (UACS) : 05 005 0000000

Particulars	UACS CODE	Physical Target (Budget Year)					Physical Accomplishment (Budget Year)					Variance as of September 30, 2025	Remarks
		1st Quarter	2nd Quarter	3rd Quarter	4th Quarter	Total	1st Quarter	2nd Quarter	3rd Quarter	4th Quarter	Total		
1	2	3	4	5	6	7	8	9	10	11	12	13	14
FERTILIZER AND PESTICIDE REGULATORY PROGRAM	3101000000000000												
OO : Fertilizer and pesticide products and handlers regulated													
Outcome Indicator(s)													
1. Percentage of handlers and products monitored/inspected with detected violations		1%	1%	1%	1%	1%	0.72%	0.63%	0.64%		0.64%	0.36%	As of the 3rd quarter of FY 2025, a total of 18,043 visits to handler establishments were conducted and 117,490 fertilizer and pesticide products were inspected. These monitoring and inspection activities led to the detection of 867 violations.
2. Percentage of Notice of Violations and Order issuances that resulted into cases filed/litigated		0%	0%	0%	0%	0%	0%	0.18%	0.12%		0.12%	-0.12%	Out of the 867 total violations detected as of the 3rd quarter of FY 2025, 1 resulted into cases filed or litigated.
Output Indicator(s)													
1. Percentage of regulatory documents issued within the prescribed time frame		97%	97%	97%	97%	97%	99.33%	99.09%	99.05%		99.05%	-2.05%	As of the 3rd quarter of FY 2025, a total of 18,932 regulatory documents were issued, of which 18,753 were issued within the prescribed timeframe.
2. Percentage of submitted reports that resulted in the issuance of notice of violations and penalties		1%	1%	1%	1%	1%	0.72%	0.63%	0.64%		0.64%	0.36%	Submitted reports refer to the monitoring and inspection reports submitted by regional field units. These reports serve as the basis for determining violations and, when applicable, issuing notices and imposing penalties. As of the 3rd quarter of FY 2025, a total of 18,043 establishment visits were conducted, along with the inspection of 117,490 fertilizer and pesticide products, leading to the detection of 867 violations. Out of the reported violations, 1 violation resulted into a case, while the rest were addressed or resolved without resulting into cases filed/litigated.


Prepared By:


 KIMBERLY R. CORONADO
 Chief, Planning Section
 Date: October 24, 2025

In coordination with:


 RONALYN R. MAYUGA
 Chief, Budget Section
 Date: October 24, 2025

Approved By:


 GLENN D. ESTRADA
 Executive Director III
 Date: October 24, 2025