


QUARTERLY PHYSICAL REPORT OF OPERATION
As of December 31, 2025


Department : Department of Agriculture (DA)
 Agency/Entity : Fertilizer and Pesticide Authority
 Operating Unit : < not applicable >
 Organization Code (UACS) : 05 005 0000000

Particulars	UACS CODE	Physical Target (Budget Year)					Physical Accomplishment (Budget Year)					Variance as of December 31, 2025	Remarks
		1st Quarter	2nd Quarter	3rd Quarter	4th Quarter	Total	1st Quarter	2nd Quarter	3rd Quarter	4th Quarter	Total		
1	2	3	4	5	6	7	8	9	10	11	12	13	14
FERTILIZER AND PESTICIDE REGULATORY PROGRAM	310100000000000												
OO : Fertilizer and pesticide products and handlers regulated													
Outcome Indicator(s)													
1. Percentage of handlers and products monitored/inspected with detected violations		1%	1%	1%	1%	1%	0.72%	0.63%	0.64%	0.61%	0.61%	0.39%	As of the 4th quarter of FY 2025, a total of 23,681 visits to handler establishments were conducted and 156,917 fertilizer and pesticide products were inspected. These monitoring and inspection activities led to the detection of 1,096 violations.
2. Percentage of Notice of Violations and Order issuances that resulted into cases filed/litigated		0%	0%	0%	0%	0%	0%	0.18%	0.12%	0.55%	0.55%	-0.55%	Out of the 1,096 total violations detected as of the 4th quarter of FY 2025, 6 resulted into cases filed or litigated.
Output Indicator(s)													
1. Percentage of regulatory documents issued within the prescribed time frame		97%	97%	97%	97%	97%	99.33%	99.09%	99.05%	98.26%	98.26%	-1.26%	As of the 4th quarter of FY 2025, a total of 24,875 regulatory documents were issued, of which 24,443 were issued within the prescribed timeframe.
2. Percentage of submitted reports that resulted in the issuance of notice of violations and penalties imposed		1%	1%	1%	1%	1%	0.72%	0.63%	0.64%	0.61%	0.61%	0.39%	Submitted reports refer to the monitoring and inspection reports submitted by regional field units. These reports serve as the basis for determining violations and, when applicable, issuing notices and imposing penalties. As of the 4th quarter of FY 2025, a total of 23,681 establishment visits were conducted, along with the inspection of 156,917 fertilizer and pesticide products, leading to the detection of 1,096 violations. Out of the reported violations, 6 violation resulted into a case, while the rest were addressed or resolved without resulting into cases filed/litigated.


Prepared By:


 KIMBERLY R. CORONADO
 Chief, Planning Section
 Date: January 28, 2026

In coordination with:


 RONALD N. R. MAYUGA
 Chief, Budget Section
 Date: January 28, 2026

Approved By:


 GLENN D. ESTRADA
 Executive Director III
 Date: January 28, 2026

