



Department : Department of Agriculture (DA)  
 Agency/Entity : Fertilizer and Pesticide Authority  
 Operating Unit : < not applicable >  
 Organization Code (UACS) : 05 005 000000  
 Fund Cluster : 01 - Regular Agency Fund

X	Current Year Appropriations
	Supplemental Appropriations
	Continuing Appropriations

(e.g. UACS Fund Cluster: 01-Regular Agency Fund, 02-Foreign Assisted Projects Fund, 03-Special Account-Locally Funded/Domestic Grants Fund, and 04-Special Account-Foreign Assisted/Foreign Grants Fund)

Particulars	UACS CODE	Appropriations					Allotments					Current Year Obligations				Current Year Disbursements				Balances			
		Authorized Appropriations	Adjustments (Transfer To/From, Modifications/Augmentations)	Adjusted Appropriations	Allotments Received	Adjustments (Reductions, Modifications/Augmentations)	Transfer To	Transfer From	Adjusted Allotments	1st Quarter Ending March 31	2nd Quarter Ending June 30	3rd Quarter Ending September 30	4th Quarter Ending December 31	Total	1st Quarter Ending March 31	2nd Quarter Ending June 30	3rd Quarter Ending September 30	4th Quarter Ending December 31	Total	Unreleased Appropriations	Unobligated Allotments	Unpaid Obligations (15-20)=(23+24)	
1	2	3	4	5=(3+4)	6	7	8	9	10=[6+(7-8+9)]	11	12	13	14	15=[11+12+13+14]	16	17	18	19	20=[16+17+18+19]	21	22	23	24
FERTILIZER AND PESTICIDE REGULATORY PROGRAM		6,261,000.00	0.00	6,261,000.00	6,261,000.00	0.00	0.00	0.00	6,261,000.00	2,118,893.36	1,826,879.25	1,760,831.19	554,396.20	6,261,000.00	2,118,893.36	1,826,879.25	1,760,831.19	554,396.20	6,261,000.00	0.00	0.00	0.00	0.00
Quality Control and Inspection	310100100001000	4,776,000.00	0.00	4,776,000.00	4,776,000.00	0.00	0.00	0.00	4,776,000.00	1,621,630.60	1,304,689.89	1,295,283.31	554,396.20	4,776,000.00	1,621,630.60	1,304,689.89	1,295,283.31	554,396.20	4,776,000.00	0.00	0.00	0.00	0.00
PS		4,776,000.00	0.00	4,776,000.00	4,776,000.00	0.00	0.00	0.00	4,776,000.00	1,621,630.60	1,304,689.89	1,295,283.31	554,396.20	4,776,000.00	1,621,630.60	1,304,689.89	1,295,283.31	554,396.20	4,776,000.00	0.00	0.00	0.00	0.00
Registration and Licensing	310100100002000	1,485,000.00	0.00	1,485,000.00	1,485,000.00	0.00	0.00	0.00	1,485,000.00	497,262.76	522,189.36	465,547.88	0.00	1,485,000.00	497,262.76	522,189.36	465,547.88	0.00	1,485,000.00	0.00	0.00	0.00	0.00
PS		1,485,000.00	0.00	1,485,000.00	1,485,000.00	0.00	0.00	0.00	1,485,000.00	497,262.76	522,189.36	465,547.88	0.00	1,485,000.00	497,262.76	522,189.36	465,547.88	0.00	1,485,000.00	0.00	0.00	0.00	0.00
<b>Sub-total, Operations</b>		<b>6,261,000.00</b>	<b>0.00</b>	<b>6,261,000.00</b>	<b>6,261,000.00</b>	<b>0.00</b>	<b>0.00</b>	<b>0.00</b>	<b>6,261,000.00</b>	<b>2,118,893.36</b>	<b>1,826,879.25</b>	<b>1,760,831.19</b>	<b>554,396.20</b>	<b>6,261,000.00</b>	<b>2,118,893.36</b>	<b>1,826,879.25</b>	<b>1,760,831.19</b>	<b>554,396.20</b>	<b>6,261,000.00</b>	<b>0.00</b>	<b>0.00</b>	<b>0.00</b>	<b>0.00</b>
PS		6,261,000.00	0.00	6,261,000.00	6,261,000.00	0.00	0.00	0.00	6,261,000.00	2,118,893.36	1,826,879.25	1,760,831.19	554,396.20	6,261,000.00	2,118,893.36	1,826,879.25	1,760,831.19	554,396.20	6,261,000.00	0.00	0.00	0.00	0.00
<b>Sub-total, II, Automatic Appropriations</b>		<b>9,443,000.00</b>	<b>1,527,004.00</b>	<b>10,970,004.00</b>	<b>10,970,004.00</b>	<b>0.00</b>	<b>0.00</b>	<b>0.00</b>	<b>10,970,004.00</b>	<b>2,961,472.56</b>	<b>2,624,426.00</b>	<b>2,644,362.67</b>	<b>2,675,092.39</b>	<b>10,905,353.62</b>	<b>2,961,472.56</b>	<b>2,624,426.00</b>	<b>2,644,362.67</b>	<b>2,675,092.39</b>	<b>10,905,353.62</b>	<b>0.00</b>	<b>64,650.38</b>	<b>0.00</b>	<b>0.00</b>
PS		9,443,000.00	1,527,004.00	10,970,004.00	10,970,004.00	0.00	0.00	0.00	10,970,004.00	2,961,472.56	2,624,426.00	2,644,362.67	2,675,092.39	10,905,353.62	2,961,472.56	2,624,426.00	2,644,362.67	2,675,092.39	10,905,353.62	0.00	64,650.38	0.00	0.00
<b>III. Special Purpose Fund</b>		<b>0.00</b>	<b>20,167,447.00</b>	<b>20,167,447.00</b>	<b>0.00</b>	<b>20,167,447.00</b>	<b>0.00</b>	<b>0.00</b>	<b>20,167,447.00</b>	<b>734,222.49</b>	<b>4,162,381.79</b>	<b>4,390,264.33</b>	<b>10,879,701.78</b>	<b>20,166,570.39</b>	<b>726,125.47</b>	<b>3,831,945.43</b>	<b>4,079,380.82</b>	<b>10,070,632.98</b>	<b>18,708,084.70</b>	<b>0.00</b>	<b>876.61</b>	<b>1,393,996.39</b>	<b>64,489.30</b>
Miscellaneous Personnel Benefits Fund		0.00	16,494,926.00	16,494,926.00	0.00	16,494,926.00	0.00	0.00	16,494,926.00	635,413.00	996,506.19	4,380,264.33	10,471,867.31	16,494,050.83	627,315.98	666,069.83	4,079,380.82	9,663,047.99	15,035,814.62	0.00	875.17	1,393,746.91	64,489.30
PS		0.00	16,494,926.00	16,494,926.00	0.00	16,494,926.00	0.00	0.00	16,494,926.00	635,413.00	996,506.19	4,380,264.33	10,471,867.31	16,494,050.83	627,315.98	666,069.83	4,079,380.82	9,663,047.99	15,035,814.62	0.00	875.17	1,393,746.91	64,489.30
Pension and Gratuity Fund		0.00	3,672,521.00	3,672,521.00	0.00	3,672,521.00	0.00	0.00	3,672,521.00	98,809.49	3,165,875.60	0.00	407,834.47	3,672,519.56	98,809.49	3,165,875.60	0.00	407,584.99	3,672,270.08	0.00	1.44	249.48	0.00
PS		0.00	3,672,521.00	3,672,521.00	0.00	3,672,521.00	0.00	0.00	3,672,521.00	98,809.49	3,165,875.60	0.00	407,834.47	3,672,519.56	98,809.49	3,165,875.60	0.00	407,584.99	3,672,270.08	0.00	1.44	249.48	0.00
<b>Sub-Total, III, Special Purpose Fund</b>		<b>0.00</b>	<b>20,167,447.00</b>	<b>20,167,447.00</b>	<b>0.00</b>	<b>20,167,447.00</b>	<b>0.00</b>	<b>0.00</b>	<b>20,167,447.00</b>	<b>734,222.49</b>	<b>4,162,381.79</b>	<b>4,390,264.33</b>	<b>10,879,701.78</b>	<b>20,166,570.39</b>	<b>726,125.47</b>	<b>3,831,945.43</b>	<b>4,079,380.82</b>	<b>10,070,632.98</b>	<b>18,708,084.70</b>	<b>0.00</b>	<b>876.61</b>	<b>1,393,996.39</b>	<b>64,489.30</b>
PS		0.00	20,167,447.00	20,167,447.00	0.00	20,167,447.00	0.00	0.00	20,167,447.00	734,222.49	4,162,381.79	4,390,264.33	10,879,701.78	20,166,570.39	726,125.47	3,831,945.43	4,079,380.82	10,070,632.98	18,708,084.70	0.00	876.61	1,393,996.39	64,489.30
<b>GRAND TOTAL</b>		<b>294,545,000.00</b>	<b>47,694,451.00</b>	<b>332,239,451.00</b>	<b>261,072,004.00</b>	<b>46,167,447.00</b>	<b>0.00</b>	<b>0.00</b>	<b>307,239,451.00</b>	<b>54,071,294.51</b>	<b>90,792,383.05</b>	<b>70,841,736.48</b>	<b>71,844,921.20</b>	<b>287,550,335.24</b>	<b>36,296,658.61</b>	<b>97,123,156.19</b>	<b>82,320,878.35</b>	<b>79,873,256.16</b>	<b>265,713,944.51</b>	<b>25,000,000.00</b>	<b>19,689,115.76</b>	<b>6,579,541.01</b>	<b>15,256,845.72</b>
PS		118,187,000.00	28,319,451.00	147,506,451.00	119,714,004.00	27,792,447.00	0.00	0.00	147,506,451.00	26,148,185.86	43,445,673.94	30,470,708.96	45,376,355.25	147,440,924.01	27,259,869.77	43,260,289.03	29,870,586.27	44,665,032.89	145,055,807.96	0.00	65,526.99	2,280,561.55	104,554.50
MOOE		84,445,000.00	18,375,000.00	102,820,000.00	84,445,000.00	18,375,000.00	0.00	0.00	102,820,000.00	25,126,708.65	17,564,259.11	32,858,385.52	15,266,773.95	90,816,127.23	9,036,759.64	24,146,821.66	20,737,809.01	30,018,184.98	83,939,574.69	0.00	12,001,872.77	3,955,147.31	2,923,405.23
CO		81,913,000.00	0.00	81,913,000.00	56,913,000.00	0.00	0.00	0.00	56,913,000.00	794,400.00	29,782,450.00	7,512,842.00	11,201,792.00	49,291,264.00	0.00	29,716,045.50	1,712,483.07	5,290,037.29	36,718,565.86	25,000,000.00	7,621,716.00	343,832.15	12,228,885.99
<b>Recapitulation by OO:</b>																							
FERTILIZER AND PESTICIDE REGULATORY PROGRAM		196,725,000.00	26,000,000.00	222,725,000.00	171,725,000.00	26,000,000.00	0.00	0.00	197,725,000.00	31,328,567.22	55,353,860.77	48,187,812.79	44,611,539.65	176,482,160.43	21,976,844.32	59,059,316.63	30,656,246.66	48,382,462.08	160,374,901.92	25,000,000.00	18,242,819.57	4,004,472.09	15,102,806.42

Certified Correct:  
 ROMAN R. SUTON  
 Chief, Charge Section  
 Date: January 29, 2026 07:46 AM

Certified Correct:  
 SHEILA N. D. ATIENZA  
 Chief, Accounting Section  
 Date: January 29, 2026 07:46 PM

Recommended Approval By:  
 GINA C. MIMBANG  
 Chief, FAD  
 Date: January 29, 2026 07:47 PM

Approved By:  
 GLENN D. ESTILLODA  
 Executive Director III  
 Date: January 29, 2026 07:49 PM

STATEMENT OF APPROPRIATIONS, ALLOTMENTS, OBLIGATIONS, DISBURSEMENTS AND BALANCES

As at the Quarter Ending December 31, 2025

Department : Department of Agriculture (DA)
Agency/Entity : Fertilizer and Pesticide Authority
Operating Unit : < not applicable >
Organization Code (UACS) : 05 005 0000000
Fund Cluster : 01 - Regular Agency Fund

Table with 4 rows: Current Year Appropriations, Supplemental Appropriations, Continuing Appropriations, and X.

(e.g. UACS Fund Cluster: 01-Regular Agency Fund, 02-Foreign Assisted Projects Fund, 03-Special Account-Locally Funded/Domestic Grants Fund, and 04-Special Account-Foreign Assisted/Foreign Grants Fund)

Main data table with columns: Particulars, UACS CODE, Appropriations adjustments, Allotments (SARO, Unobligated), Adjustments (Reductions, Modifications, Augmentations), Transfer To, Transfer From, Adjusted Allotments, Current Year Obligations (1st-4th Quarter, Total), Current Year Disbursements (1st-4th Quarter, Total), Balances (Unreleased Appropriations, Unobligated Allotments, Due and Demandable, Unpaid Obligations).

Certified Correct: RONALYN R. MAYUGA, Chief, Budget Section, Date: January 29, 2026 07:46 PM

Certified Correct: SHEILA LYNN ATIENZA, Chief, Accounting Section, Date: January 29, 2026 07:46 PM

Recommending Approval By: GINA C. SAMBANG, Chief, F&A, Date: January 29, 2026 07:47 PM

Approved By: GLENN DOESTRADA, Executive Director III, Date: January 29, 2026 07:49 PM







Department : Department of Agriculture (DA)  
 Agency/Entity : Fertilizer and Pesticide Authority  
 Operating Unit : < not applicable >  
 Operating Code (UACS) : 05 005 000000  
 Fund Cluster : 01 - Regular Agency Fund

(e.g. UACS Fund Cluster: 01-Regular Agency Fund, 02-Foreign Assisted Projects Fund, 03-Special Account-Locally Funded/Domestic Grants Fund, and 04-Special Account-Foreign Assisted/Foreign Grants Fund)

X	Current Year Appropriations
	Supplemental Appropriations
	Continuing Appropriations

Particulars	UACS CODE	Appropriations			Allotments				Obligations					Disbursements					Balances				
		Authorized Appropriations	Adjustments (Transfer To/From, Modifications/ Augmentations)	Adjusted Appropriations	Allotments Received	Adjustments (Reductions, Modifications/ Augmentations)	Transfer To	Transfer From	Adjusted Allotments	1st Quarter Ending March 31	2nd Quarter Ending June 30	3rd Quarter Ending September 30	4th Quarter Ending December 31	Total	1st Quarter Ending March 31	2nd Quarter Ending June 30	3rd Quarter Ending September 30	4th Quarter Ending December 31	Total	Unreleased Appropriations	Unobligated Allotments	Unpaid Obligations (15-20)=(23+24)	
1	2	3	4	5=(3+4)	6	7	8	9	10=(6)-(7)+8+9	11	12	13	14	15=(11+12+13+14)	16	17	18	19	20=(16+17+18+19)	21=(5-10)	22=(10-15)	23	24
Mid-Year Bonus - Civilian	5010216001	0.00	10,223.00	10,223.00	0.00	10,223.00	0.00	0.00	10,223.00	0.00	0.00	0.00	10,223.00	10,223.00	0.00	0.00	0.00	10,223.00	10,223.00	0.00	0.00	0.00	0.00
Productivity Enhancement Incentive - Civilian	5010299012	0.00	764,500.00	764,500.00	0.00	764,500.00	0.00	0.00	764,500.00	0.00	0.00	0.00	764,500.00	764,500.00	0.00	0.00	0.00	762,000.00	762,000.00	0.00	0.00	0.00	2,500.00
Performance Based Bonus - Civilian	5010299014	0.00	3,051,250.00	3,051,250.00	0.00	3,051,250.00	0.00	0.00	3,051,250.00	0.00	0.00	3,035,135.71	16,114.00	3,051,249.71	0.00	0.00	3,035,135.71	16,114.00	3,051,249.71	0.00	0.29	0.00	0.00
<b>Personnel Benefit Contributions</b>	<b>5010300000</b>	<b>0.00</b>	<b>357,841.33</b>	<b>357,841.33</b>	<b>0.00</b>	<b>357,841.33</b>	<b>0.00</b>	<b>0.00</b>	<b>357,841.33</b>	<b>0.00</b>	<b>0.00</b>	<b>8,358.03</b>	<b>349,483.30</b>	<b>357,841.33</b>	<b>0.00</b>	<b>0.00</b>	<b>8,358.03</b>	<b>349,483.30</b>	<b>357,841.33</b>	<b>0.00</b>	<b>0.00</b>	<b>0.00</b>	<b>0.00</b>
Employee Compensation Insurance Premiums		0.00	357,841.33	357,841.33	0.00	357,841.33	0.00	0.00	357,841.33	0.00	0.00	8,358.03	349,483.30	357,841.33	0.00	0.00	8,358.03	349,483.30	357,841.33	0.00	0.00	0.00	0.00
Pay-BIG - Civilian	5010302001	0.00	48,600.00	48,600.00	0.00	48,600.00	0.00	0.00	48,600.00	0.00	0.00	1,400.00	47,200.00	48,600.00	0.00	0.00	1,400.00	47,200.00	48,600.00	0.00	0.00	0.00	0.00
PhilHealth - Civilian	5010303001	0.00	286,241.33	286,241.33	0.00	286,241.33	0.00	0.00	286,241.33	0.00	0.00	6,258.03	278,983.30	286,241.33	0.00	0.00	6,258.03	278,983.30	286,241.33	0.00	0.00	0.00	0.00
ECIP - Civilian	5010304001	0.00	23,000.00	23,000.00	0.00	23,000.00	0.00	0.00	23,000.00	0.00	0.00	700.00	22,300.00	23,000.00	0.00	0.00	700.00	22,300.00	23,000.00	0.00	0.00	0.00	0.00
<b>Other Personnel Benefits</b>	<b>5010400000</b>	<b>0.00</b>	<b>4,752,764.97</b>	<b>4,752,764.97</b>	<b>0.00</b>	<b>4,752,764.97</b>	<b>0.00</b>	<b>0.00</b>	<b>4,752,764.97</b>	<b>0.00</b>	<b>0.00</b>	<b>0.00</b>	<b>459,088.97</b>	<b>459,088.97</b>	<b>0.00</b>	<b>0.00</b>	<b>0.00</b>	<b>24,444.00</b>	<b>24,444.00</b>	<b>0.00</b>	<b>4,293,676.00</b>	<b>434,644.97</b>	<b>0.00</b>
Other Personnel Benefits		0.00	4,752,764.97	4,752,764.97	0.00	4,752,764.97	0.00	0.00	4,752,764.97	0.00	0.00	0.00	459,088.97	459,088.97	0.00	0.00	0.00	24,444.00	24,444.00	0.00	4,293,676.00	434,644.97	0.00
Lump-sum for Step Increments - Length of Service	5010495010	0.00	2,684.00	2,684.00	0.00	2,684.00	0.00	0.00	2,684.00	0.00	0.00	0.00	2,684.00	2,684.00	0.00	0.00	0.00	2,684.00	2,684.00	0.00	0.00	0.00	0.00
Other Personnel Benefits	5010495099	0.00	4,750,080.97	4,750,080.97	0.00	4,750,080.97	0.00	0.00	4,750,080.97	0.00	0.00	0.00	456,404.97	456,404.97	0.00	0.00	0.00	21,760.00	21,760.00	0.00	4,293,676.00	434,644.97	0.00
<b>Pension and Gratuity Fund</b>	<b>5010400000</b>	<b>0.00</b>	<b>3,672,521.00</b>	<b>3,672,521.00</b>	<b>0.00</b>	<b>3,672,521.00</b>	<b>0.00</b>	<b>0.00</b>	<b>3,672,521.00</b>	<b>98,809.49</b>	<b>3,165,875.60</b>	<b>0.00</b>	<b>407,834.47</b>	<b>3,672,519.56</b>	<b>98,809.49</b>	<b>3,165,875.60</b>	<b>0.00</b>	<b>407,584.99</b>	<b>3,672,270.08</b>	<b>0.00</b>	<b>1.44</b>	<b>249.48</b>	<b>0.00</b>
Other Personnel Benefits		0.00	3,672,521.00	3,672,521.00	0.00	3,672,521.00	0.00	0.00	3,672,521.00	98,809.49	3,165,875.60	0.00	407,834.47	3,672,519.56	98,809.49	3,165,875.60	0.00	407,584.99	3,672,270.08	0.00	1.44	249.48	0.00
Other Personnel Benefits		0.00	3,672,521.00	3,672,521.00	0.00	3,672,521.00	0.00	0.00	3,672,521.00	98,809.49	3,165,875.60	0.00	407,834.47	3,672,519.56	98,809.49	3,165,875.60	0.00	407,584.99	3,672,270.08	0.00	1.44	249.48	0.00
Terminal Leave Benefits - Civilian	5010403001	0.00	3,573,711.51	3,573,711.51	0.00	3,573,711.51	0.00	0.00	3,573,711.51	98,809.49	3,067,006.11	0.00	407,834.47	3,573,710.07	98,809.49	3,067,006.11	0.00	407,584.99	3,573,460.59	0.00	1.44	249.48	0.00
Other Personnel Benefits	5010495099	0.00	98,809.49	98,809.49	0.00	98,809.49	0.00	0.00	98,809.49	0.00	98,809.49	0.00	0.00	98,809.49	0.00	98,809.49	0.00	0.00	98,809.49	0.00	0.00	0.00	0.00
<b>GRAND TOTAL</b>		<b>284,545,000.00</b>	<b>47,694,451.00</b>	<b>332,239,451.00</b>	<b>261,072,004.00</b>	<b>46,167,447.00</b>	<b>0.00</b>	<b>0.00</b>	<b>307,239,451.00</b>	<b>54,071,294.51</b>	<b>90,792,363.05</b>	<b>70,841,736.48</b>	<b>71,844,921.20</b>	<b>287,599,335.24</b>	<b>36,296,658.81</b>	<b>97,123,156.19</b>	<b>52,320,878.35</b>	<b>79,973,255.16</b>	<b>265,713,948.51</b>	<b>25,009,000.00</b>	<b>19,689,115.76</b>	<b>6,578,541.01</b>	<b>15,296,845.72</b>

Certified Correct:  
 RICHLYNNE MATUGA  
 Chief, Support Section  
 Date: January 29, 2026 07:46 PM

Certified Correct:  
 SHIEN F. DELA ATENZA  
 Chief, Accounting Section  
 Date: January 29, 2026 07:46 PM

Recommending Approval By:  
 GINA C. TORIBANG  
 Chief, FAD  
 Date: January 29, 2026 07:47 PM

Approved By:  
 GLENN C. TORIBANG  
 Executive Director III  
 Date: January 29, 2026 07:49 PM

SUMMARY OF APPROPRIATIONS, ALLOTMENTS, OBLIGATIONS, DISBURSEMENTS AND BALANCES BY OBJECT OF EXPENDITURES
As at the Quarter Ending December 31, 2025

Department : Department of Agriculture (DA)
Agency/Entity : Fertilizer and Pesticide Authority
Operating Unit : < not applicable >
Organization Code (UACS) : 05 005 0000000
Fund Cluster : 01 - Regular Agency Fund

Current Year Appropriations
Supplemental Appropriations
Continuing Appropriations

(e.g. UACS Fund Cluster: 01-Regular Agency Fund, 02-Foreign Assisted Projects Fund, 03-Special Account-Locally Funded/Domestic Grants Fund, and 04-Special Account-Foreign Assisted/Foreign Grants Fund)

Main data table with columns: Particulars, UACS CODE, Appropriations (Authorized, Adjusted), Allotments (SARO, Unobligated), Adjustments, Obligations (1st-4th Quarter, Total), Disbursements (1st-4th Quarter, Total), Balances (Unused Funds, Unpaid Obligations).

Department : Department of Agriculture (DA)
Agency/Entity : Fertilizer and Pesticide Authority
Operating Unit : < not applicable >
Organization Code (UACS) : 05 005 0000000
Fund Cluster : 01 - Regular Agency Fund

Current Year Appropriations
Supplemental Appropriations
Continuing Appropriations

(e.g. UACS Fund Cluster: 01-Regular Agency Fund, 02-Foreign Assisted Projects Fund, 03-Special Account-Locally Funded/Domestic Grants Fund, and 04-Special Account-Foreign Assisted/Foreign Grants Fund)

Summary table with columns: Particulars, UACS CODE, Appropriations, Allotments, Adjustments, Obligations, Disbursements, Balances. Includes handwritten signatures and dates.


**List of Allotments and Sub-Allotments  
As at the Quarter Ending December 31, 2025**


Department : Department of Agriculture (DA)  
 Agency/Entity : Fertilizer and Pesticide Authority  
 Operating Unit : < not applicable >  
 Organization Code (UACS) : 05 005 000000  
 Fund Cluster : 01 - Regular Agency Fund


(e.g. UACS Fund Cluster: 01-Regular Agency Fund, 02-Foreign Assisted Projects Fund, 03-Special Account-Locally Funded/Domestic Grants Fund, and 04-Special Account-Foreign Assisted/Foreign Grants Fund)


X	Current Year Appropriations
	Supplemental Appropriations
	Continuing Appropriations

No.	Allotments/Sub-Allotments Reference		Funding Source		Allotments/Sub-Allotments received from CO/ROs/OUs					Sub-Allotments to ROs/OUs				Total Allotments/Net of Sub-allotments							
	Number	Date	Description	UACS CODE	PS	MOOE	FinEx	CO	Sub-Total	PS	MOOE	FinEx	CO	Total	PS	MOOE	FinEx	CO	Total		
1	2	3	4	5	6	7	8	9	10=(6+7+8+9)	11	12	13	14	15=(11+12+13+14)	16=(6+11)	17=(7+12)	18=(8+13)	19=(9+14)	20=(16+17+18+19)		
<b>A. Allotments received from DBM</b>																					
1	ATFS-2025-E00002B	2025-01-18	Specific Budgets of National Government Agencies	101101	0.00	26,000,000.00	0.00	0.00	26,000,000.00	0.00	0.00	0.00	0.00	0.00	0.00	26,000,000.00	0.00	0.00	0.00	26,000,000.00	
2	GAA Items released through GAA as Allotment Order per An Items For Release through GARO per Annex C of NBC No. 99	2025-01-17	Specific Budgets of National Government Agencies	101101	108,744,000.00	84,445,000.00	0.00	58,913,000.00	250,102,000.00	0.00	0.00	0.00	0.00	0.00	108,744,000.00	84,445,000.00	0.00	58,913,000.00	0.00	250,102,000.00	
3		2025-01-17	Retirement and Life Insurance Premiums	104102	9,443,000.00	0.00	0.00	0.00	9,443,000.00	0.00	0.00	0.00	0.00	0.00	9,443,000.00	0.00	0.00	0.00	0.00	9,443,000.00	
4	SARO-BMB-E-25-0000880	2025-02-18	Miscellaneous Personnel Benefits Fund	101406	9,150,000.00	0.00	0.00	0.00	9,150,000.00	0.00	0.00	0.00	0.00	0.00	9,150,000.00	0.00	0.00	0.00	0.00	9,150,000.00	
5	SARO-BMB-E-25-0000883	2025-02-18	Retirement and Life Insurance Premiums	104102	920,000.00	0.00	0.00	0.00	920,000.00	0.00	0.00	0.00	0.00	0.00	920,000.00	0.00	0.00	0.00	0.00	920,000.00	
6	SARO-BMB-E-25-0008417	2025-03-12	Pension and Gratuity Fund	101407	98,810.00	0.00	0.00	0.00	98,810.00	0.00	0.00	0.00	0.00	0.00	98,810.00	0.00	0.00	0.00	0.00	98,810.00	
7	SARO-BMB-E-25-0010012	2025-05-08	Pension and Gratuity Fund	101407	245,863.00	0.00	0.00	0.00	245,863.00	0.00	0.00	0.00	0.00	0.00	245,863.00	0.00	0.00	0.00	0.00	245,863.00	
8	SARO-BMB-E-25-0010780	2025-06-03	Pension and Gratuity Fund	101407	2,920,013.00	0.00	0.00	0.00	2,920,013.00	0.00	0.00	0.00	0.00	0.00	2,920,013.00	0.00	0.00	0.00	0.00	2,920,013.00	
9	SARO-BMB-E-25-0011961	2025-07-08	Miscellaneous Personnel Benefits Fund	101406	3,035,136.00	0.00	0.00	0.00	3,035,136.00	0.00	0.00	0.00	0.00	0.00	3,035,136.00	0.00	0.00	0.00	0.00	3,035,136.00	
10	SARO-BMB-E-25-0015690	2025-10-13	Miscellaneous Personnel Benefits Fund	101406	16,114.00	0.00	0.00	0.00	16,114.00	0.00	0.00	0.00	0.00	0.00	16,114.00	0.00	0.00	0.00	0.00	16,114.00	
11	SARO-BMB-E-25-0016313	2025-11-05	Pension and Gratuity Fund	101407	407,835.00	0.00	0.00	0.00	407,835.00	0.00	0.00	0.00	0.00	0.00	407,835.00	0.00	0.00	0.00	0.00	407,835.00	
12	SARO-BMB-E-25-0017932	2025-12-09	Miscellaneous Personnel Benefits Fund	101406	4,293,676.00	0.00	0.00	0.00	4,293,676.00	0.00	0.00	0.00	0.00	0.00	4,293,676.00	0.00	0.00	0.00	0.00	4,293,676.00	
13	SARO-BMB-E-25-0017933	2025-12-09	Retirement and Life Insurance Premiums	104102	607,004.00	0.00	0.00	0.00	607,004.00	0.00	0.00	0.00	0.00	0.00	607,004.00	0.00	0.00	0.00	0.00	607,004.00	
14	SARO-BMB-E-25-0019115	2025-12-22	Specific Budgets of National Government Agencies	101101	3,040,000.00	(3,040,000.00)	0.00	0.00	0.00	0.00	0.00	0.00	0.00	0.00	3,040,000.00	(3,040,000.00)	0.00	0.00	0.00	0.00	
<b>Sub-Total</b>						<b>142,921,451.00</b>	<b>107,405,000.00</b>	<b>0.00</b>	<b>58,913,000.00</b>	<b>307,239,451.00</b>	<b>0.00</b>	<b>0.00</b>	<b>0.00</b>	<b>0.00</b>	<b>142,921,451.00</b>	<b>107,405,000.00</b>	<b>0.00</b>	<b>58,913,000.00</b>	<b>0.00</b>	<b>307,239,451.00</b>	
<b>Total Allotments</b>						<b>142,921,451.00</b>	<b>107,405,000.00</b>	<b>0.00</b>	<b>58,913,000.00</b>	<b>307,239,451.00</b>	<b>0.00</b>	<b>0.00</b>	<b>0.00</b>	<b>0.00</b>	<b>142,921,451.00</b>	<b>107,405,000.00</b>	<b>0.00</b>	<b>58,913,000.00</b>	<b>0.00</b>	<b>307,239,451.00</b>	
<b>Summary by Funding Source Code:</b>																					
Specific Budgets of National Government Agencies					101101	111,784,000.00	107,405,000.00	0.00	58,913,000.00	276,102,000.00	0.00	0.00	0.00	0.00	0.00	111,784,000.00	107,405,000.00	0.00	58,913,000.00	0.00	276,102,000.00
Miscellaneous Personnel Benefits Fund					101406	16,494,926.00	0.00	0.00	16,494,926.00	0.00	0.00	0.00	0.00	0.00	16,494,926.00	0.00	0.00	0.00	0.00	0.00	16,494,926.00
Pension and Gratuity Fund					101407	3,672,521.00	0.00	0.00	3,672,521.00	0.00	0.00	0.00	0.00	0.00	3,672,521.00	0.00	0.00	0.00	0.00	0.00	3,672,521.00
Retirement and Life Insurance Premiums					104102	10,970,004.00	0.00	0.00	10,970,004.00	0.00	0.00	0.00	0.00	0.00	10,970,004.00	0.00	0.00	0.00	0.00	0.00	10,970,004.00

Certified Correct:  
  
 RONALYN R. BAYUSA  
 Chief, Budget Section  
 Date: January 29, 2026 08:44 PM

Certified Correct:  
  
 SHERWIN D. ATIENZA  
 Chief, Accounting Section  
 Date: January 29, 2026 08:04 PM

Recommending Approval By:  
  
 GINA C. LIMBANG  
 Chief, FAU  
 Date: January 29, 2026 08:06 PM

Approved By:  
  
 GLENN D. ESTRADA  
 Executive Director II  
 Date: January 29, 2026 08:07 PM